



# CONTRACTING & PROCUREMENT ACTIVITY REPORT

For the year  
ended March  
31, 2017

## Table of Contents

OVERVIEW.....	1
SUMMARY OF SECTION A—MAJOR CONSTRUCTION CONTRACTS.....	2
SUMMARY OF SECTION B—O&M EXPENDITURES .....	3
SECTION A: MAJOR CONSTRUCTION CONTRACTS - DETAILED LIST.....	10
SECTION B: OPERATIONS AND MAINTENANCE CONTRACTS DETAILED LIST.....	11
AIR CHARTERS .....	12
LEASES - PUBLIC HOUSING AND STAFF HOUSING.....	13
PROFESSIONAL SERVICES.....	15
MAINTENANCE .....	16
GOODS .....	17

## OVERVIEW

### Purpose

The purpose of this report is to support the integrity and transparency in Government Contracting Practices through annual reporting activities. It enhances the transparency of Government Contracting Practices while presenting meaningful and useful information in a timely manner.

### Introduction

The organization of this report is based on the Government of Nunavut's (GN) Contracting Procedures and information available from Nunavut Housing Corporation's databases. The report provides statistical information and contract details about the Nunavut Housing Corporation's contracts and operating and maintenance expenditures for the fiscal year 2016-2017.

### Report Overview

The report focuses on the distribution of contracts awarded to companies in accordance with their NNI registration identification (NNI status). The registration IDs are noted below.

<b>NTI / INUIT:</b>	Inuit owned business registered with NTI
<b>NNI:</b>	Government of Nunavut registered business
<b>Local:</b>	Locally registered company with the Municipality in which the work is being performed (must also be NTI and/or NNI registered to qualify as local). Where no local business submits a bid or proposal, any qualifying NTI or NNI registered business submitting a bid or proposal is deemed to be local.
<b>Other:</b>	None of the above.

In the supporting data sheets, a company that is both NTI and NNI (NTI/NNI) registered is classified in the summary information under NTI; and a company with the triple registration NTI, NNI and Local (NTI/NNI/Local) is classified under NTI as are companies with dual NTI and local registration. Companies without NTI or NNI are grouped under 'other'.

The detailed contract information is organized into **Section A** and **Section B**.

Section A deals with 'Major Construction'. As per the Government of Nunavut's Contracting Procedures Manual, the data in Section A includes contracts with a value of \$25,000 or greater.

Section B is devoted to the operating and maintenance expenditures and includes Goods, Services, Maintenance, Leases and all other contracts over \$5,000.

## CONTRACTING REPORT: 2016-2017

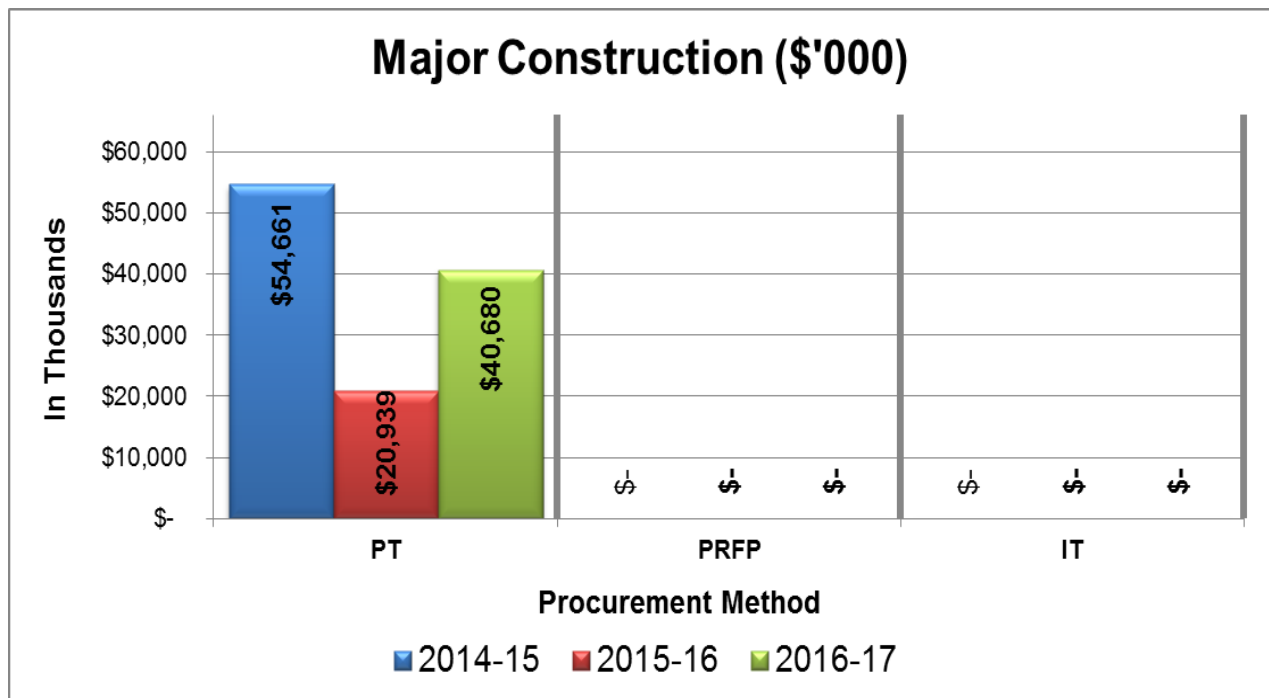
### SUMMARY OF SECTION A—MAJOR CONSTRUCTION CONTRACTS

This section contains all major construction contracts of \$25,000 or higher that were awarded during the fiscal year 2016-2017.

CONTRACT TYPE	AMOUNT	PERCENTAGE
Public Tender	\$ 40,680,400	100%
Sole Source	0	0%
Invitational	0	0%
Public Request for Proposal	0	0%
Negotiated Contract	0	0%
Standing Offer Agreement	0	0%
<b>Total</b>	<b>\$ 40,680,400</b>	<b>100%</b>

NNI STATUS	AMOUNT	PERCENTAGE
NTI/Inuit	\$22,929,100	56%
NNI	17,751,300	44%
LOCAL	0	0%
OTHER	0	0%
<b>Total</b>	<b>\$40,680,400</b>	<b>100%</b>

The information was recorded at the time the contract was awarded. The award value does not reflect the amount actually paid out. If information is required on the current status of the contract, that can be provided upon request. While the NHC strives for transparency, it is to be noted that proprietary information may not be released for contractual and legal reasons.



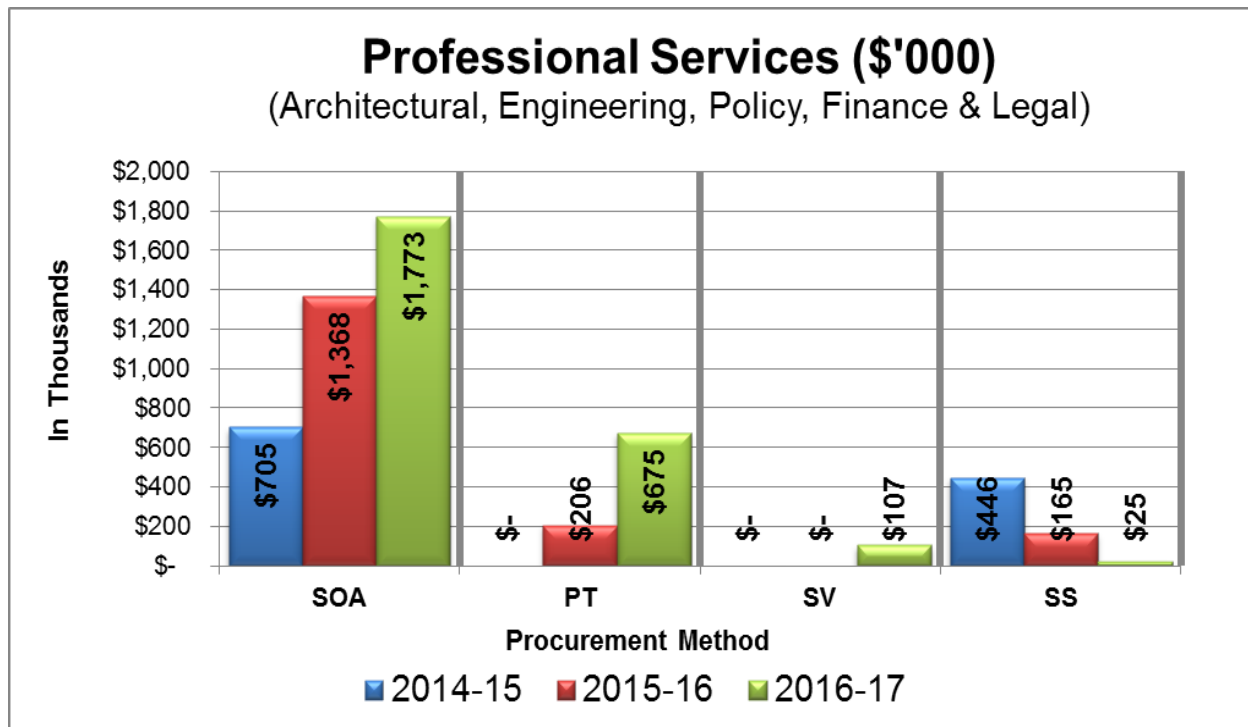
**SUMMARY OF SECTION B—O&M EXPENDITURES**

**Professional Services**

This section provides information on service contracts. The contracts are primarily for professional services such architectural, engineering, financial and legal services.

<b>CONTRACT TYPE</b>	<b>AMOUNT</b>	<b>PERCENTAGE</b>
Standing Offer Agreement	\$1,773,116	69%
Public Tender	675,146	26%
Sole Source	25,492	1%
Request for Quote	0	0%
Sole Vendor	106,915	4%
Invitational	0	0%
Negotiated Contract	0	0%
<b>Total</b>	<b>\$2,580,670</b>	<b>100%</b>

<b>NNI STATUS</b>	<b>AMOUNT</b>	<b>PERCENTAGE</b>
NTI/Inuit	\$70,837	3%
NNI	0	0%
LOCAL	0	0%
OTHER	2,509,833	97%
<b>Total</b>	<b>\$2,580,670</b>	<b>100%</b>

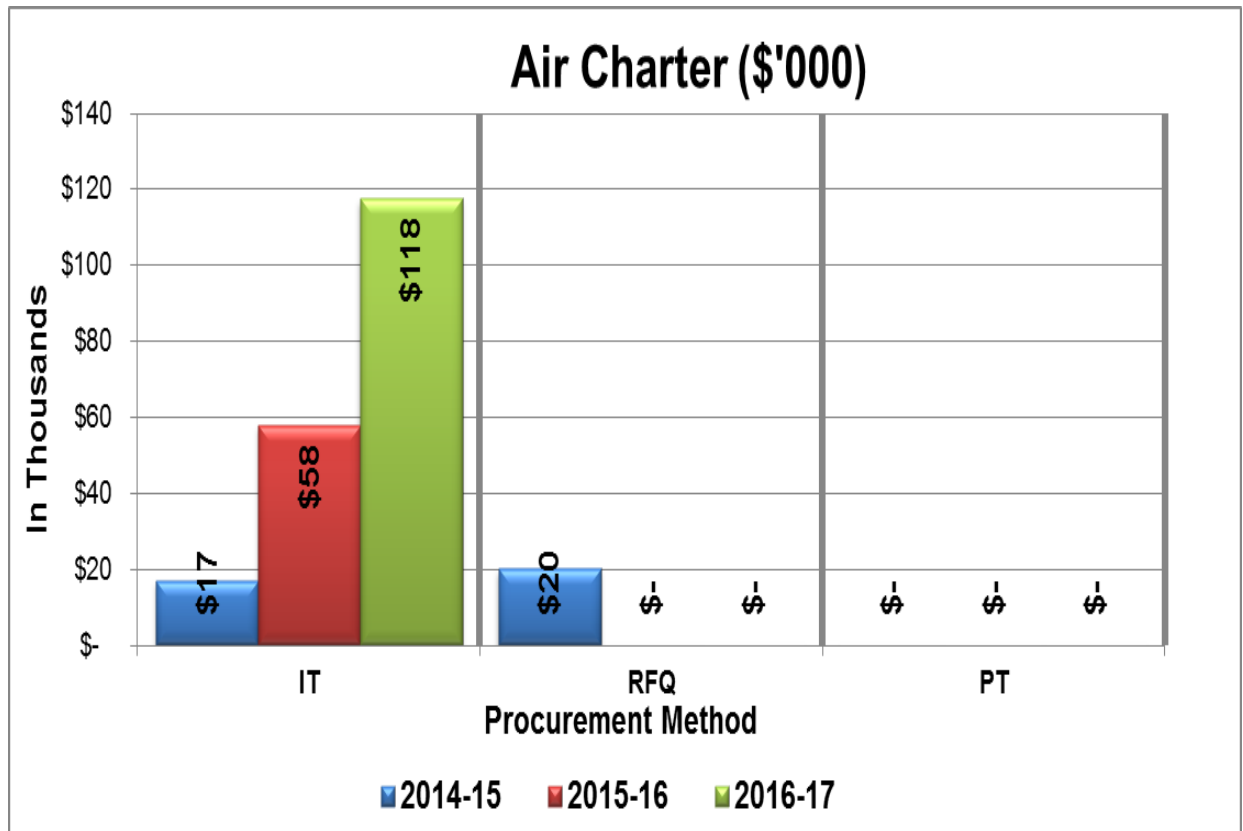


**Air Charters**

This section provides information on air charters procured during the fiscal year.

<b>CONTRACT TYPE</b>	<b>AMOUNT</b>	<b>PERCENTAGE</b>
Invitational	\$117,537	100%
Sole Source	0	0%
Sole Vendor	0	0%
Public Tender	0	0%
Request for Quote	0	0%
Negotiated Contract	0	0%
Standing Offer Agreement	0	0%
<b>Total</b>	<b>\$117,537</b>	<b>100%</b>

<b>NNI STATUS</b>	<b>AMOUNT</b>	<b>PERCENTAGE</b>
NTI/Inuit	\$117,537	100%
NNI	0	0%
LOCAL	0	0%
OTHER	0	0%
<b>Total</b>	<b>\$117,537</b>	<b>100%</b>

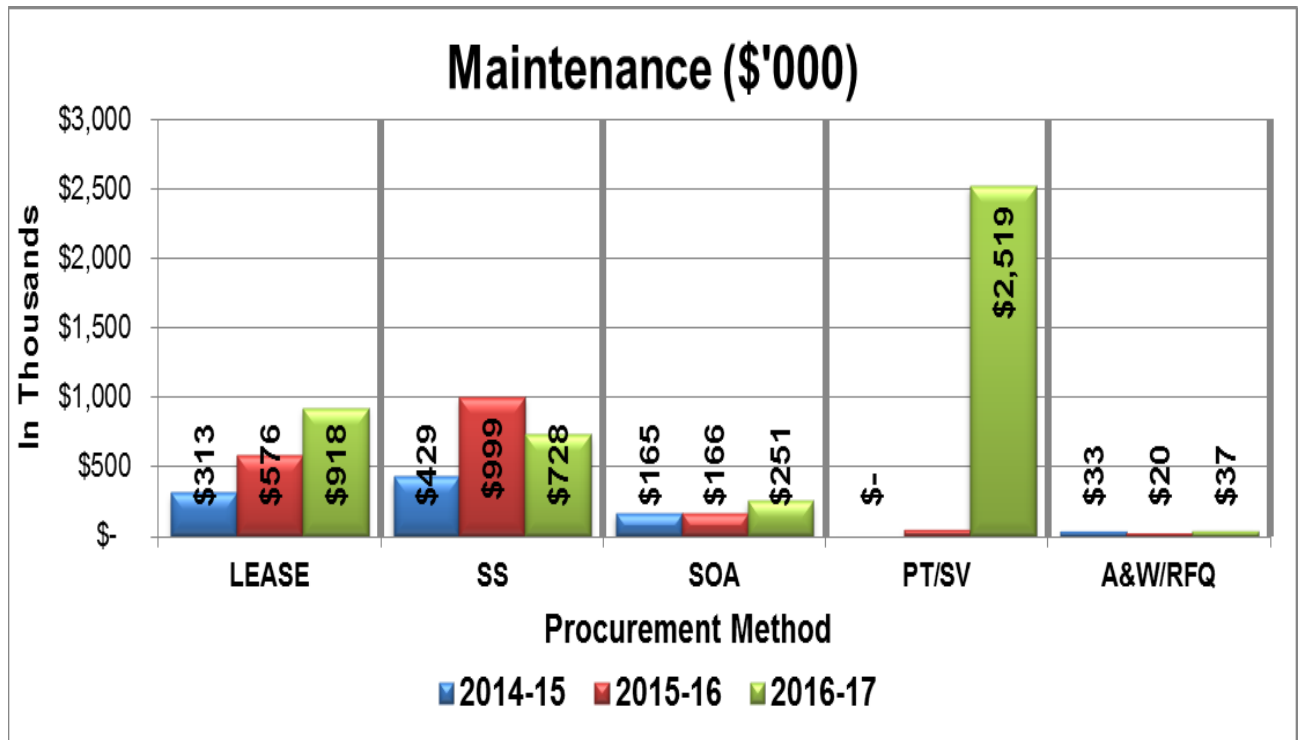


## Maintenance Expenses

Refers to both preventative and demand maintenance services for staff housing, public housing and corporate offices not provided by Local Housing Organizations (LHOs).

CONTRACT TYPE	AMOUNT	PERCENTAGE
Sole Source	\$728,186	16%
Lease Agreements	917,836	21%
Standing Offer Agreement	251,131	6%
Public Tender	2,504,264	56%
Sole Vendor	14,033	0%
As and When Contract	37,407	1%
<b>Total</b>	<b>\$4,452,857</b>	<b>100%</b>

NNI STATUS	AMOUNT	PERCENTAGE
NTI/Inuit	\$3,377,314	75%
NNI	1,048,910	24%
LOCAL	0	0%
OTHER	26,633	1%
<b>Total</b>	<b>\$4,452,857</b>	<b>100%</b>



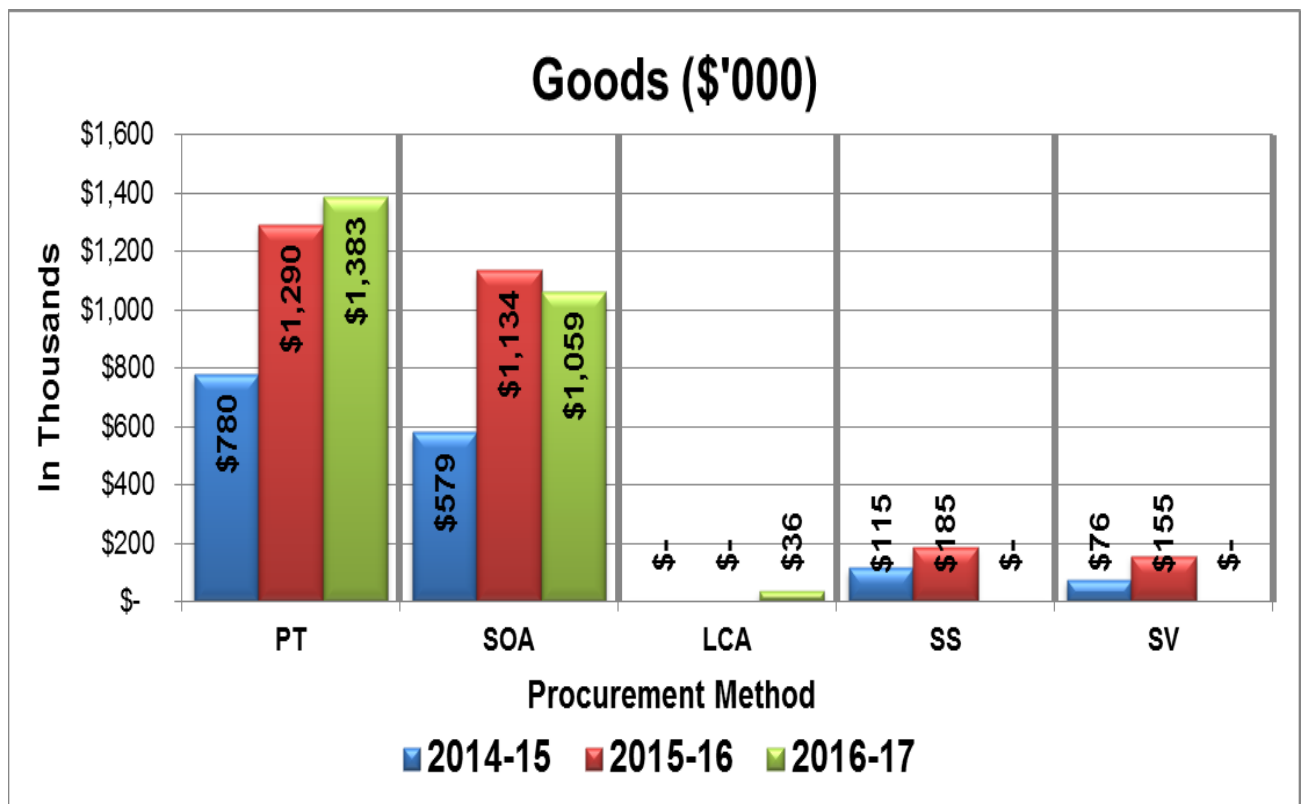
## CONTRACTING REPORT: 2016-2017

### Goods

This section provides information on purchases of other goods during the fiscal year 2016-2017. The information is drawn from NHC's operating and maintenance expenses and excludes consulting, architectural, engineering contracts & legal fees, air charters, maintenance and leasing expenses.

CONTRACT TYPE	AMOUNT	PERCENTAGE
Public Tender	\$1,382,878	56%
Standing Offer Agreement	1,058,913	43%
Local Contracting Authority	35,864	1%
Sole Vendor	0	0%
<b>Total</b>	<b>\$2,477,655</b>	<b>100%</b>

NNI STATUS	AMOUNT	PERCENTAGE
NTI/Inuit	\$53,878	2%
NNI	298,349	12%
LOCAL	0	0%
OTHER	2,125,428	86%
<b>Total</b>	<b>\$2,477,655</b>	<b>100%</b>





## CONTRACTING REPORT: 2016-2017

### Leases

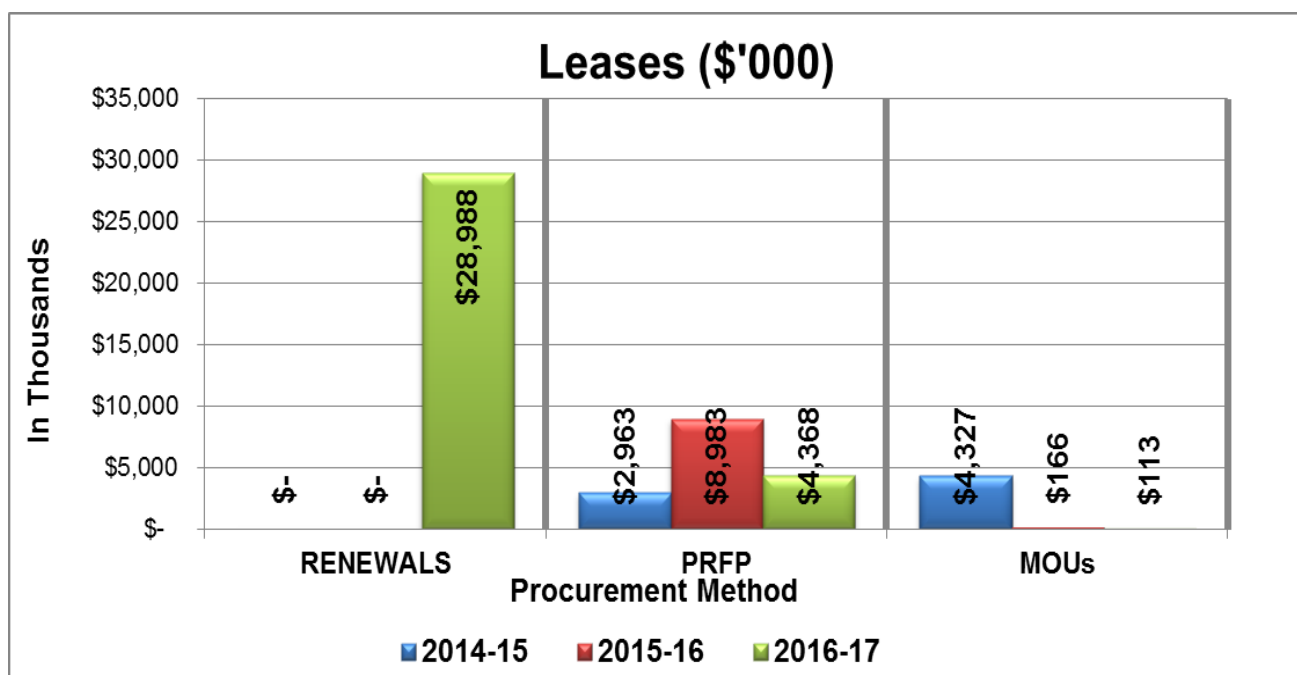
This section provides information on new public and staff housing leases entered into or renewed during the fiscal year 2016-2017.

In 2016-2017, new leases were primarily procured through Public Request for Proposals (PRFP). Where possible, NHC opted to renew the majority of leases under the same vendors, as the units were already occupied by NHC public housing or staff housing tenants, and failing to renew the leases would cause significant disruption to operations.

Leases acquired through Memoranda of Understanding (MOUs) are in respect of units acquired on behalf of departments of the Government of Nunavut. All new and all renewed leases are for durations of between one and five years.

CONTRACT TYPE	AMOUNT	PERCENTAGE
Renewals	\$28,988,142	87%
Public Request for Proposal	4,368,120	12%
MOU's	112,656	1%
<b>Total</b>	<b>\$33,468,918</b>	<b>100%</b>

NNI STATUS	AMOUNT	PERCENTAGE
NTI/Inuit	\$3,154,200	9%
NNI	2,283,300	7%
LOCAL	0	0%
OTHER	28,031,418	84%
<b>Total</b>	<b>\$33,468,918</b>	<b>100%</b>

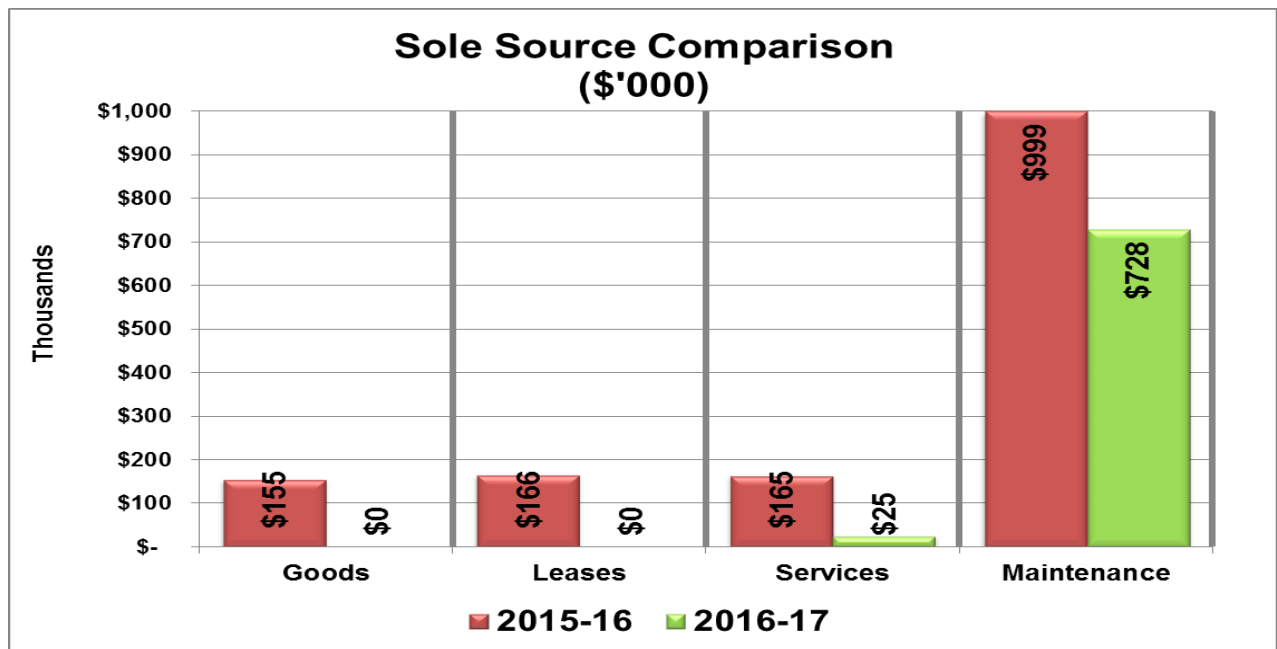


## Sole Source Comparison

Sole Source contracting practices are monitored closely. NHC believes it is able to get the best value for money through competitive bidding processes. However, there are limited instances where the GN's contracting procedures permit awarding contracts without competition. Listed below are the acceptable conditions for awarding contracts without competition:

1. The goods, services or construction are urgently required and delay would be injurious to the public interest
2. Only one party is available and capable of performing the contract
3. The contract is an architectural or engineering contract that will not exceed \$25,000 in value or is any other type of contract that will not exceed \$5,000 in value.

### 2015-16 & 2016-17 Comparison



**Goods:** The Procurement division introduced a Local Contracting Authority process where goods and services below \$5,000 could be procured through a properly authorized procurement process.

**Leases:** There has been considerable reduction in sole sources due to the issuance of a public request for proposals. Also, the NHC exercised renewal options for leases that had been initially procured through public tenders.

**Services:** The decrease is due the establishment of Standing Offer Agreements. Legal, policy, financial, architectural and engineering services which had been procured through sole source now have Standing Offer Agreements in place.

**Maintenance:** 83% (\$607,513) of sole source procurements in this category are for long standing staff housing management services contract in Rankin Inlet. Management will be looking at issuing a public request for proposal/tender for these services.

### Terms

**Goods:** In this report, “Goods” means contracts for the purchased goods that are primarily entered into by Nunavut Housing Corporation using a purchase order.

**Invitational Tender:** are those tenders for which tender documents are sent only to contractors or suppliers specifically selected to submit tenders.

**Public Tender:** are those tenders which are publicly advertised.

**Sole Source:** is best defined by setting out the criteria. The Government of Nunavut contract regulations, under the Financial Administration Act, allow sole sourcing of contracts where a contract authority believes, on reasonable grounds, that one of the following is applicable:

- a) The goods, services, or construction are urgently required and delay would be injurious to the public interest; or
- b) Only one party is available and capable of performing the contract; or
- c) The contract is an architectural or engineering contract that will not exceed \$25,000; or
- d) Or any other type of contract that will not exceed \$5,000 in value.

**Request for Proposal (RFP):** has been defined as follows, “when the government knows what the end result should be, but not necessarily how best to achieve it; therefore the government seeks proposals on methods, ability, and price. Government can thereby negotiate the best method to achieve the best value”.

**Tender:** A tender may be obtained by public advertisement or private invitation. It should be noted that, generally, the value and type of contract will determine the type of tendering to be used.

**CONTRACTING REPORT: 2016-2017**

**SECTION A: MAJOR CONSTRUCTION CONTRACTS - DETAILED LIST**

FOR THE YEAR ENDED MARCH 31<sup>ST</sup>, 2017

METHODS OF SELECTION *		AMOUNT	PERCENTAGE
RFQ	REQUEST FOR QUOTE	\$0	0.00%
SOA	STANDING OFFER AGREEMENT	\$0	0.00%
SS	SOLE SOURCE	\$0	0.00%
PT	PUBLIC TENDER	\$40,680,400	100.00%
IT	INVITATIONAL TENDER	\$0	0.00%
IRFP	INVITATIONAL REQUEST FOR PROPOSAL	\$0	0.00%
PRFP	PUBLIC REQUEST FOR PROPOSAL	\$0	0.00%
NEG	NEGOTIATED	\$0	0.00%
LEASE	LEASE AGREEMENTS	\$0	0.00%
<b>TOTAL</b>		<b>\$40,680,400</b>	<b>100.00%</b>

CLASSIFICATION	AMOUNT	PERCENTAGE
NTI	\$22,929,100	56%
NNI	\$17,751,300	44%
LOCAL	\$0	0%
OTHER	\$0	0%
<b>Total</b>	<b>\$40,680,400</b>	<b>100%</b>

Line #	BRANCH	AWARDED TO	PROJECT TYPE	LOCATION OF WINNER	LOCATION OF CONTRACT	NTI	NNI	LOCAL	OTHER	AWARD VALUE	SELECTION METHOD	Contract Number	NTI	NNI	LOCAL	OTHER	Total	
1	Kitikmeot	Sanaqatiit Construction Ltd	5 plex	Iqaluit	Cambridge Bay	YES	YES	NO	NO	\$ 1,828,500	PT	5418-410-502	1,828,500	-	-	-	1,828,500	
2	Kitikmeot	Sanaqatiit Construction Ltd	5 plex	Iqaluit	Cambridge Bay	YES	YES	NO	NO	\$ 1,828,500	PT	5418-410-502	1,828,500	-	-	-	1,828,500	
3	Kitikmeot	Sanaqatiit Construction Ltd	5 plex	Iqaluit	Gjoa Haven	YES	YES	NO	NO	\$ 1,856,750	PT	5418-415-504	1,856,750	-	-	-	1,856,750	
4	Kitikmeot	Sanaqatiit Construction Ltd	5 plex	Iqaluit	Gjoa Haven	YES	YES	NO	NO	\$ 1,856,750	PT	5418-415-504	1,856,750	-	-	-	1,856,750	
5	Kitikmeot	Sanaqatiit Construction Ltd	5 plex	Iqaluit	Gjoa Haven	YES	YES	NO	NO	\$ 1,856,750	PT	5418-415-504	1,856,750	-	-	-	1,856,750	
6	Kitikmeot	Sanaqatiit Construction Ltd	5 plex	Iqaluit	Gjoa Haven	YES	YES	NO	NO	\$ 1,856,750	PT	5418-415-504	1,856,750	-	-	-	1,856,750	
7	Kitikmeot	Sanaqatiit Construction Ltd	5 plex	Iqaluit	Taloyoak	YES	YES	NO	NO	\$ 2,065,200	PT	5418-430-502	2,065,200	-	-	-	2,065,200	
8	Kitikmeot	Sanaqatiit Construction Ltd	5 plex	Iqaluit	Taloyoak	YES	YES	NO	NO	\$ 2,065,200	PT	5418-430-502	2,065,200	-	-	-	2,065,200	
9	Kitikmeot	G.C. North Construction Ltd.	5 plex	Iqaluit	Kugaaruk	NO	YES	NO	NO	\$ 1,964,767	PT	5418-425-503	-	1,964,767	-	-	1,964,767	
10	Kitikmeot	G.C. North Construction Ltd.	5 plex	Iqaluit	Kugaaruk	NO	YES	NO	NO	\$ 1,964,767	PT	5418-425-503	-	1,964,767	-	-	1,964,767	
11	Kitikmeot	G.C. North Construction Ltd.	5 plex	Iqaluit	Kugaaruk	NO	YES	NO	NO	\$ 1,964,767	PT	5418-425-503	-	1,964,767	-	-	1,964,767	
12	Kivalliq	BLCS	5 plex	Baker Lake	Baker Lake	YES	YES	YES	NO	\$ 1,898,000	PT	5618-305-501	1,898,000	-	-	-	1,898,000	
13	Kivalliq	Sanaqatiit Construction Ltd	5 plex	Iqaluit	Chesterfield Inlet	YES	YES	NO	NO	\$ 2,036,700	PT	5418-310-501	2,036,700	-	-	-	2,036,700	
14	Qikiqtaaluk	Nuqsana Construction Ltd	5 plex	Rankin Inlet	Cape Dorset	YES	YES	NO	NO	\$ 1,890,000	PT	5418-210-502	1,890,000	-	-	-	1,890,000	
15	Qikiqtaaluk	Nuqsana Construction Ltd	5 plex	Rankin Inlet	Cape Dorset	YES	YES	NO	NO	\$ 1,890,000	PT	5418-210-502	1,890,000	-	-	-	1,890,000	
16	Qikiqtaaluk	G.C. North Construction Ltd.	5 plex	Iqaluit	Hall Beach	NO	YES	NO	NO	\$ 1,784,767	PT	5418-225-503	-	1,784,767	-	-	1,784,767	
17	Qikiqtaaluk	G.C. North Construction Ltd.	5 plex	Iqaluit	Hall Beach	NO	YES	NO	NO	\$ 1,784,767	PT	5418-225-503	-	1,784,767	-	-	1,784,767	
18	Qikiqtaaluk	G.C. North Construction Ltd.	5 plex	Iqaluit	Hall Beach	NO	YES	NO	NO	\$ 1,784,767	PT	5418-225-503	-	1,784,767	-	-	1,784,767	
19	Qikiqtaaluk	G.C. North Construction Ltd.	Duplex	Iqaluit	Sanikiluaq	NO	YES	NO	NO	\$ 765,024	PT	5418-265-503,201	-	765,024	-	-	765,024	
20	Qikiqtaaluk	G.C. North Construction Ltd.	5 plex	Iqaluit	Sanikiluaq	NO	YES	NO	NO	\$ 1,912,559	PT	5418-265-503,201	-	1,912,559	-	-	1,912,559	
21	Qikiqtaaluk	G.C. North Construction Ltd.	5 plex	Iqaluit	Sanikiluaq	NO	YES	NO	NO	\$ 1,912,559	PT	5418-265-503,201	-	1,912,559	-	-	1,912,559	
22	Qikiqtaaluk	G.C. North Construction Ltd.	5 plex	Iqaluit	Sanikiluaq	NO	YES	NO	NO	\$ 1,912,559	PT	5418-265-503,201	-	1,912,559	-	-	1,912,559	
										<b>\$ 40,680,400</b>				<b>\$ 22,929,100</b>	<b>\$ 17,751,300</b>	<b>\$ -</b>	<b>\$ -</b>	<b>\$ 40,680,400</b>

**SECTION B: OPERATIONS AND MAINTENANCE CONTRACTS  
DETAILED LIST**

**FOR THE YEAR ENDED MARCH 31<sup>ST</sup>, 2017**

## AIR CHARTERS

FOR THE YEAR ENDED MARCH 31<sup>ST</sup>, 2017

METHODS OF SELECTION		AMOUNT	PERCENTAGE
RFQ	REQUEST FOR QUOTE	\$0	0%
SOA	STANDING OFFER AGREEMENT	\$0	0%
SS	SOLE SOURCE	\$0	0%
PT	PUBLIC TENDER	\$0	0%
IT	INVITATIONAL TENDER	\$117,537	100%
IRFP	INVITATIONAL REQ. FOR PROPOS	\$0	0%
PRFP	PUBLIC REQUEST FOR PROPOSA	\$0	0%
NEG	NEGOTIATED	\$0	0%
LEASE	LEASE AGREEMENTS	\$0	0%
<b>TOTAL</b>		<b>\$117,537</b>	<b>100.00%</b>

CLASSIFICATION	AMOUNT	PERCENTAGE
NTI	\$117,537	100%
NNI	\$0	0%
LOCAL	\$0	0%
OTHER	\$0	0%
<b>Total</b>	<b>\$117,537</b>	<b>100%</b>

Line #	BRANCH	PROJECT TYPE	AWARDED TO	LOCATION OF WINNER	LOCATION OF CONTRACT	NTI	NNI	LOCAL	OTHER	AWARD VALUE	METHOD OF SELECTION	NTI	NNI	LOCAL	OTHER	Total
1	Directorate	Kitikmeot Tour	Kitikmeot Air	Cambridge Bay, NU	Iqaluit	YES	YES	YES	NO	\$ 27,631	IT	27,631	-	-	-	27,631
1	Directorate	Kitikmeot Tour	Aqsarniq Airways Ltd	Taloyoak, NU	Iqaluit	YES	YES	YES	NO	\$ 44,561	IT	44,561	-	-	-	44,561
1	Directorate	Iqaluit to Cape Dorset	Air Nunavut	Iqaluit, NU	Iqaluit	YES	YES	YES	NO	\$ 6,144	IT	6,144	-	-	-	6,144
2	Directorate	Qikiqtaaluk Tour	Air Nunavut	Iqaluit, NU	Cape Dorset	YES	YES	YES	NO	\$ 39,201	IT	39,201	-	-	-	39,201
<b>\$117,537</b>											<b>\$117,537</b>	<b>\$-</b>	<b>\$-</b>	<b>\$-</b>	<b>\$117,537</b>	

# LEASES - PUBLIC HOUSING AND STAFF HOUSING

## FOR THE YEAR ENDED MARCH 31<sup>ST</sup>, 2017

METHODS OF SELECTION		AMOUNT	PERCENTAGE
PRFP	PUBLIC REQUEST FOR PROPOSAL	\$4,368,120	13%
MOUs	MEMORANDA OF UNDERSTANDING	\$112,656	0%
RENEW	RENEWAL	\$28,988,142	87%
SOA	STANDING OFFER AGREEMENT	0%	0%
PT	PUBLIC TENDER	0%	0%
<b>TOTAL</b>		<b>\$33,468,918</b>	<b>100%</b>

CLASSIFICATION	AMOUNT	%
NTI	\$3,154,200	9%
NNI	\$2,283,300	7%
LOCAL	\$0	0%
OTHER	\$28,031,418	84%
<b>Total</b>	<b>\$33,468,918</b>	<b>100%</b>

Line #	BRANCH	PROJECT TYPE	LEASE NUMBER	AWARDED TO	LOCATION OF WINNER	LOCATION OF CONTRACT	NTI	NNI	LOCAL	OTHER	AWARD VALUE	SELECTION METHOD	START DATE	NTI	NNI	LOCAL	OTHER	Total
1	Kivalliq	SH Housing Lease-16/17	320-0151	Ilagiiklut Limited	Rankin Inlet	Rankin Inlet	YES	YES	YES	NO	45,600	MOUs	1-Apr-2016	45,600	-	-	-	45,600
2	Kivalliq	SH Housing Lease-16/17	320-5048	Ilagiiklut Limited	Rankin Inlet	Rankin Inlet	YES	YES	YES	NO	345,600	RENEW	1-Oct-2016	345,600	-	-	-	345,600
3	Kivalliq	SH Housing Lease-16/17	320-5032	Ilagiiklut Limited	Rankin Inlet	Rankin Inlet	YES	YES	YES	NO	432,000	RENEW	1-Oct-2016	432,000	-	-	-	432,000
4	Kivalliq	SH Housing Lease-16/17	320-5017	Ilagiiklut Limited	Rankin Inlet	Rankin Inlet	YES	YES	YES	NO	792,000	RENEW	1-Oct-2016	792,000	-	-	-	792,000
5	Kivalliq	SH Housing Lease-16/17	325-5052	Ilagiiklut Limited	Rankin Inlet	Repulse Bay	YES	YES	YES	NO	81,000	RENEW	1-Oct-2016	81,000	-	-	-	81,000
6	Kivalliq	SH Housing Lease-16/17	300-5012	Eskimo Point Lumber	Arviat	Arviat	YES	YES	YES	NO	54,000	RENEW	1-Oct-2016	54,000	-	-	-	54,000
7	Kivalliq	SH Housing Lease-16/17	315-5051	Ilagiiklut Limited	Rankin Inlet	Coral Harbour	YES	YES	YES	NO	135,000	RENEW	1-Oct-2016	135,000	-	-	-	135,000
8	Kivalliq	SH Housing Lease-16/17	330-5046	Ilagiiklut Limited	Rankin Inlet	Whale Cove	YES	YES	YES	NO	57,600	RENEW	1-Oct-2016	57,600	-	-	-	57,600
9	Kivalliq	SH Housing Lease-16/17	320-0165	Ilagiiklut Limited	Rankin Inlet	Rankin Inlet	YES	YES	YES	NO	378,000	RENEW	1-Oct-2016	378,000	-	-	-	378,000
10	Kivalliq	SH Housing Lease-16/17	300-4021	Eskimo Point Lumber	Arviat	Arviat	YES	YES	YES	NO	100,800	PRFP	1-Jan-2017	100,800	-	-	-	100,800
11	Kivalliq	SH Housing Lease-16/17	300-4022	Eskimo Point Lumber	Arviat	Arviat	YES	YES	YES	NO	100,800	PRFP	1-Oct-2016	100,800	-	-	-	100,800
12	Kivalliq	SH Housing Lease-16/17	320-0220	TBG Construction	Iqaluit	Rankin Inlet	NO	NO	NO	YES	1,746,000	PRFP	7-Oct-2016	-	-	-	1,746,000	1,746,000
13	Kivalliq	SH Housing Lease-16/17	300-4040	Eskimo Point Lumber	Arviat	Arviat	YES	YES	YES	NO	201,600	PRFP	1-Jan-2017	201,600	-	-	-	201,600
14	Kivalliq	PH Housing Lease-16/17	320-5048	Ilagiiklut Ltd.	Rankin Inlet	Rankin Inlet	YES	YES	YES	NO	262,800	RENEW	1-Oct-2016	262,800	-	-	-	262,800
15	Kivalliq	PH Housing Lease-16/17	325-5052	Ilagiiklut Ltd.	Rankin Inlet	Rankin Inlet	YES	YES	YES	NO	55,800	RENEW	1-Oct-2016	55,800	-	-	-	55,800
16	Kivalliq	PH Housing Lease-16/17	315-5051	Ilagiiklut Ltd.	Rankin Inlet	Coral Harbour	YES	YES	YES	NO	57,600	RENEW	1-Oct-2016	57,600	-	-	-	57,600
17	Kivalliq	PH Housing Lease-16/17	330-5046	Ilagiiklut Ltd.	Rankin Inlet	Whale Cove	YES	YES	YES	NO	54,000	RENEW	1-Oct-2016	54,000	-	-	-	54,000
18	Qikiqtaaluk	SH Housing Lease-16/17	235-1690	Thule Investments	Iqaluit	Iqaluit	NO	NO	NO	YES	103,500	RENEW	1-Jul-2016	-	-	-	103,500	103,500
19	Qikiqtaaluk	SH Housing Lease-16/17	235-603	Darlene Scaffer/Kavik	Ontario	Iqaluit	NO	NO	NO	YES	36,000	MOUs	1-Jul-2016	-	-	-	36,000	36,000
20	Qikiqtaaluk	SH Housing Lease-16/17	235-0033	NPR	Iqaluit	Iqaluit	NO	NO	NO	YES	243,000	RENEW	1-Apr-2016	-	-	-	243,000	243,000
21	Qikiqtaaluk	SH Housing Lease-16/17	235-4113	NPR	Iqaluit	Iqaluit	NO	NO	NO	YES	2,485,800	RENEW	1-Apr-2016	-	-	-	2,485,800	2,485,800
22	Qikiqtaaluk	SH Housing Lease-16/17	235-7001	NPR	Iqaluit	Iqaluit	NO	NO	NO	YES	2,250	MOUs	1-Apr-2016	-	-	-	2,250	2,250
23	Qikiqtaaluk	SH Housing Lease-16/17	235-4119	NPR	Iqaluit	Iqaluit	NO	NO	NO	YES	5,823,900	RENEW	1-Apr-2016	-	-	-	5,823,900	5,823,900
24	Qikiqtaaluk	SH Housing Lease-16/17	235-4208	NPR	Iqaluit	Iqaluit	NO	NO	NO	YES	342,000	RENEW	1-May-2016	-	-	-	342,000	342,000
25	Qikiqtaaluk	SH Housing Lease-16/17	235-4206	NPR	Iqaluit	Iqaluit	NO	NO	NO	YES	604,800	RENEW	1-May-2016	-	-	-	604,800	604,800
26	Qikiqtaaluk	SH Housing Lease-16/17	235-4207	NPR	Iqaluit	Iqaluit	NO	NO	NO	YES	417,600	RENEW	1-May-2016	-	-	-	417,600	417,600
27	Qikiqtaaluk	SH Housing Lease-16/17	235-0016	NPR	Iqaluit	Iqaluit	NO	NO	NO	YES	684,000	RENEW	1-May-2016	-	-	-	684,000	684,000
28	Qikiqtaaluk	SH Housing Lease-16/17	235-13NN	NPR	Iqaluit	Iqaluit	NO	NO	NO	YES	1,076,400	RENEW	1-May-2016	-	-	-	1,076,400	1,076,400
29	Qikiqtaaluk	SH Housing Lease-16/17	235-0007	NPR	Iqaluit	Iqaluit	NO	NO	NO	YES	961,200	RENEW	1-Apr-2016	-	-	-	961,200	961,200
30	Qikiqtaaluk	SH Housing Lease-16/17	235-4050	NPR	Iqaluit	Iqaluit	NO	NO	NO	YES	536,400	RENEW	1-Apr-2016	-	-	-	536,400	536,400
31	Qikiqtaaluk	SH Housing Lease-16/17	235-4071	NPR	Iqaluit	Iqaluit	NO	NO	NO	YES	2,492,100	RENEW	1-Apr-2016	-	-	-	2,492,100	2,492,100
32	Qikiqtaaluk	SH Housing Lease-16/17	235-010-Star-505-1	Nunastar	Edmonton	Iqaluit	NO	NO	NO	YES	2,300	MOUs	1-Jul-2016	-	-	-	2,300	2,300
33	Qikiqtaaluk	SH Housing Lease-16/17	235-010-Star-505-6	Nunastar	Edmonton	Iqaluit	NO	NO	NO	YES	2,300	MOUs	1-Jul-2016	-	-	-	2,300	2,300
34	Qikiqtaaluk	SH Housing Lease-16/17	235-511-002	Nunastar	Edmonton	Iqaluit	NO	NO	NO	YES	2,600	MOUs	1-Nov-2016	-	-	-	2,600	2,600
35	Qikiqtaaluk	SH Housing Lease-16/17	235-4100-107	NPR	Iqaluit	Iqaluit	NO	NO	NO	YES	28,800	PRFP	1-Nov-2016	-	-	-	28,800	28,800
36	Qikiqtaaluk	SH Housing Lease-16/17	235-0028	GC North Inc	Iqaluit	Iqaluit	NO	YES	YES	NO	548,100	RENEW	1-Dec-2016	-	548,100	-	-	548,100
37	Qikiqtaaluk	SH Housing Lease-16/17	235-4121	NPR	Iqaluit	Iqaluit	NO	NO	NO	YES	2,356,200	RENEW	1-Apr-2016	-	-	-	2,356,200	2,356,200
38	Qikiqtaaluk	SH Housing Lease-16/17	235-001-03	Nunastar	Edmonton	Iqaluit	NO	NO	NO	YES	2,168,931	RENEW	1-Jan-2017	-	-	-	2,168,931	2,168,931
39	Qikiqtaaluk	SH Housing Lease-16/17	235-301-003	Nunastar	Edmonton	Iqaluit	NO	NO	NO	YES	2,837	MOUs	1-Jan-2017	-	-	-	2,837	2,837
40	Qikiqtaaluk	PH Housing Lease-16/17	6-800-93-026	Nunastar	Edmonton	Iqaluit	NO	NO	NO	YES	2,027,220	PRFP	1-Apr-2016	-	-	-	2,027,220	2,027,220

**LEASES - PUBLIC HOUSING AND STAFF HOUSING (Continued from last page)**  
**FOR THE YEAR ENDED MARCH 31<sup>ST</sup>, 2017**

Line #	BRANCH	PROJECT TYPE	LEASE NUMBER	AWARDED TO	LOCATION OF WINNER	LOCATION OF CONTRACT	NTI	NNI	LOCAL	OTHER	AWARD VALUE	SELECTIO N METHOD	START DATE	NTI	NNI	LOCAL	OTHER	Total
41	Kitikmeot	SH Housing Lease-15/16	420-0011	Hamlet of Kugluktuk	Kugluktuk	Kugluktuk	NO	NO	NO	YES	72,000	RENEW	1-Feb-2016	-	-	-	72,000	72,000
42	Qikiqtaaluk	SH Housing Lease-15/16	235-4112	NPR	Iqaluit	Iqaluit	NO	NO	NO	YES	3,625	MOUs	1-Dec-2015	-	-	-	3,625	3,625
43	Qikiqtaaluk	SH Housing Lease-15/16	235-0030	Midnight Sun Mgmt	Iqaluit	Iqaluit	NO	NO	NO	YES	198,000	RENEW	1-Jan-2016	-	-	-	198,000	198,000
44	Qikiqtaaluk	SH Housing Lease-15/16	235-408-003	Nunastar	Edmonton	Iqaluit	NO	NO	NO	YES	2,419	MOUs	1-Oct-2015	-	-	-	2,419	2,419
45	Kivalliq	SH Housing Lease-15/16	320-0164	IBSL Leasing Ltd	Rankin Inlet	Rankin Inlet	NO	NO	NO	YES	129,600	RENEW	1-Oct-2015	-	-	-	129,600	129,600
46	Qikiqtaaluk	SH Housing Lease-15/16	235-9245	NPR	Iqaluit	Iqaluit	NO	NO	NO	YES	2,716,200	RENEW	1-Jun-2015	-	-	-	2,716,200	2,716,200
47	Qikiqtaaluk	SH Housing Lease-15/16	205-4101	Tulugak Co-op	Winnipeg	Qikitarjuaq	NO	YES	NO	NO	100,800	RENEW	1-Feb-2016	-	100,800	-	-	100,800
48	Qikiqtaaluk	SH Housing Lease-15/16	255-4075	Toonoonik Sahoouik Co-Op ltd	Winnipeg	Pond Inlet	NO	YES	NO	NO	504,000	RENEW	1-Feb-2016	-	504,000	-	-	504,000
49	Kivalliq	SH Housing Lease-15/16	310-5053	Pitsuilak Co-Op Association Ltd.	Winnipeg	Chesterfield Inlet	NO	YES	NO	NO	100,800	RENEW	1-Feb-2016	-	100,800	-	-	100,800
50	Qikiqtaaluk	SH Housing Lease-15/16	235-609-205	NPR	Iqaluit	Iqaluit	NO	NO	NO	YES	2,575	MOUs	11-Dec-2015	-	-	-	2,575	2,575
51	Kivalliq	PH Housing Lease-15/16	320-506-523	IBSL Leasing Ltd	Rankin Inlet	Rankin Inlet	NO	NO	NO	YES	453,600	RENEW	1-Jun-2015	-	-	-	453,600	453,600
52	Qikiqtaaluk	PH Housing Lease-15/16	6-806-94-002	Tulugak Co-op	Winnipeg	Qikitarjuaq	NO	YES	YES	NO	302,400	RENEW	1-Feb-2016	-	302,400	-	-	302,400
53	Qikiqtaaluk	PH Housing Lease-15/16	6-700-94-008B	Toonoonik Shahoouik Co-op	Winnipeg	Pond Inlet	NO	YES	NO	NO	504,000	RENEW	1-Feb-2016	-	504,000	-	-	504,000
54	Kivalliq	PH Housing Lease-15/16	5-602-94-012	Pitsuilak Co-op	Winnipeg	Chesterfield Inlet	NO	YES	NO	NO	223,200	RENEW	1-Feb-2016	-	223,200	-	-	223,200
55	Qikiqtaaluk	SH Housing Lease-14/15	235-9241	NPR	Iqaluit	Iqaluit	NO	NO	NO	YES	7,350	MOUs	1-Nov-2014	-	-	-	7,350	7,350
56	Qikiqtaaluk	SH Housing Lease-14/15	235-7004	NPR	Iqaluit	Iqaluit	NO	NO	NO	YES	2,800	MOUs	1-May-2014	-	-	-	2,800	2,800
57	Qikiqtaaluk	SH Housing Lease-14/15	235-2719A	NPR	Iqaluit	Iqaluit	NO	NO	NO	YES	107,100	PRFP	1-Sep-2014	-	-	-	107,100	107,100
58	Kitikmeot	SH Housing Lease-14/15	430-0020	NPR	Iqaluit	Taloyoak	NO	NO	NO	YES	55,800	PRFP	1-Aug-2014	-	-	-	55,800	55,800
59	Qikiqtaaluk	SH Housing Lease-14/15	265-4109	Kawtak Construction Ltd.	Sanikiluaq	Sanikiluaq	NO	NO	NO	YES	26,211	RENEW	1-Jan-2015	-	-	-	26,211	26,211
60	Qikiqtaaluk	PH Housing Lease-14/15	6-881-94-009	Kawtak Construction Ltd.	Sanikiluaq	Sanikiluaq	NO	NO	NO	YES	108,000	RENEW	1-Jan-2015	-	-	-	108,000	108,000
<b>Leases made "14/15" and "15/16" relate to the fiscal year 2014-15 and 2015-16. They were in overhold and were renewed in 2016/17.</b>											<b>\$ 33,468,918</b>			<b>\$ 3,154,200</b>	<b>\$ 2,283,300</b>	<b>\$ -</b>	<b>\$ 28,031,418</b>	<b>\$ 33,468,918</b>



**PROFESSIONAL SERVICES**  
FOR THE YEAR ENDED MARCH 31<sup>ST</sup>, 2017

METHODS OF SELECTION		AMOUNT	PERCENTAGE
SOA	STANDING OFFER AGREEMENT	\$1,773,116	69%
PT	PUBLIC TENDER	\$675,146	26%
SV	SOLE VENDOR	\$106,915	4%
SS	SOLE SOURCE	\$25,492	1%
RFQ	REQUEST FOR QUOTE	\$0	0%
<b>TOTAL</b>		<b>\$2,580,670</b>	<b>100.00%</b>

CLASSIFICATION	AMOUNT	PERCENTAGE
NTI	\$70,837	3%
NNI	\$0	0%
LOCAL	\$0	0%
OTHER	\$2,509,833	97%
<b>Total</b>	<b>\$2,580,670</b>	<b>100%</b>

Line #	BRANCH	PROJECT TYPE	AWARDED TO	LOCATION OF WINNER	LOCATION OF CONTRACT	NTI	NNI	LOCAL	OTHER	AWARD VALUE	METHOD OF SELECTION	NTI	NNI	LOCAL	OTHER	Total	
1	Directorate	Architectural Services	Livingstone Architect	Iqaluit, NU	Various	NO	NO	NO	YES	37,585	SOA	-	-	-	37,585	37,585	
2	Directorate	Building Assessments	Stewart, Weir, MacDonald Ltd	Yellowknife NT	Iqaluit	NO	NO	NO	YES	31,734	SOA	-	-	-	31,734	31,734	
3	Directorate	Computer Software Licensing	eSkill Corporation	Masachusetts, USA	Iqaluit	NO	NO	NO	YES	6,704	SV	-	-	-	6,704	6,704	
4	Directorate	Computer Software Licensing	FreeBalance Software	Ottawa, ON	Iqaluit	NO	NO	NO	YES	14,702	SV	-	-	-	14,702	14,702	
5	Directorate	Computer Software Licensing	Northern Networks	Arviat, NU	Various	YES	YES	YES	NO	57,600	SV	57,600	-	-	-	57,600	
6	Directorate	Computer Software Licensing	EnergyCap Canada	Toronto, ON	Iqaluit	NO	NO	NO	YES	27,909	SV	-	-	-	27,909	27,909	
7	Qikiqtaaluk	Financial Services	Connor, John	Pictou, ON	Cape Dorset	NO	NO	NO	YES	20,893	SOA	-	-	-	20,893	20,893	
8	Kivalliq	Financial Services	EPR Yellowknife Accounting Pro	Yellowknife NT	Arviat	NO	NO	NO	YES	30,732	SOA	-	-	-	30,732	30,732	
9	Directorate	Financial Services	Avery Cooper & Company	Yellowknife NT	Various	NO	NO	NO	YES	30,913	SOA	-	-	-	30,913	30,913	
10	Directorate	Financial Services	Wiwchar, Arlene	Shannonville, ON	Iqaluit	NO	NO	NO	YES	32,580	SOA	-	-	-	32,580	32,580	
11	Directorate	Financial Services	LSC Accounting & Consulting	Ajax, ON	Cambridge Bay	NO	NO	NO	YES	46,450	SOA	-	-	-	46,450	46,450	
12	Directorate	Financial Services	D. Wilson Solutions Inc.	Burlington, ON	Various	NO	NO	NO	YES	171,676	SOA	-	-	-	171,676	171,676	
13	Directorate	Legal Services	Joliffe Arbitration Services	Calgary, AB	Iqaluit	NO	NO	NO	YES	7,133	SOA	-	-	-	7,133	7,133	
14	Directorate	Legal Services	Lawson Lundell Barristers	Yellowknife NT	Iqaluit	NO	NO	NO	YES	7,405	SOA	-	-	-	7,405	7,405	
15	Directorate	Legal Services	Robert Bailey	Iqaluit, NU	Iqaluit	NO	NO	NO	YES	11,391	SOA	-	-	-	11,391	11,391	
16	Directorate	Legal Services	Bird Richard	Ottawa, ON	Iqaluit	NO	NO	NO	YES	31,204	SOA	-	-	-	31,204	31,204	
17	Directorate	Legal Services	Nelligan O'Brien Payne LLP	Ottawa, ON	Iqaluit	NO	NO	NO	YES	152,130	SOA	-	-	-	152,130	152,130	
18	Directorate	Mould Assessment	Englobe Corporation	Westmount, QC	Various	NO	NO	NO	YES	364,449	PT	-	-	-	364,449	364,449	
19	Qikiqtaaluk	Oil Spill Clean-Up	Nunatta Environmental Services	Iqaluit, NU	Iqaluit	YES	YES	YES	NO	13,237	SOA	13,237	-	-	-	13,237	
20	Qikiqtaaluk	Oil Spill Clean-Up	Bluemetric Environmental Inc.	Carp, ON	Qikiqtarjuaq	NO	NO	NO	YES	280,281	SOA	-	-	-	280,281	280,281	
21	Directorate	Policy Services	Outcrop Nunavut Ltd	Iqaluit, NU	Iqaluit	NO	NO	NO	YES	10,500	PT	-	-	-	10,500	10,500	
22	Directorate	Policy Services	Eisses, Kelvin Ian	Kentville, NS	Iqaluit	NO	NO	NO	YES	31,400	SOA	-	-	-	31,400	31,400	
23	Directorate	Policy Services	DPRA Canada Incorporated	Toronto, ON	Iqaluit	NO	NO	NO	YES	375,611	SOA	-	-	-	375,611	375,611	
24	Directorate	Project Management	Colliers Project Leaders Inc.	Toronto, ON	Various	NO	NO	NO	YES	69,979	SOA	-	-	-	69,979	69,979	
25	Directorate	Recruitment Services	Employment Office Canada	Vancouver, BC	Various	NO	NO	NO	YES	25,492	SS	-	-	-	25,492	25,492	
26	Directorate	Software Purchase & Install	e-Builder Incorporated	Florida, USA	Iqaluit	NO	NO	NO	YES	300,197	PT	-	-	-	300,197	300,197	
27	Directorate	Technical Services	Gordon, Larry	Williamstown, ON	Iqaluit	NO	NO	NO	YES	76,273	SOA	-	-	-	76,273	76,273	
28	Qikiqtaaluk	Technical Services	Stantec Architecture Ltd	Calgary, AB	Pangnirtung	NO	NO	NO	YES	80,546	SOA	-	-	-	80,546	80,546	
29	Directorate	Technical Services	Tegir Construction Management	Verona, ON	Various	NO	NO	NO	YES	165,198	SOA	-	-	-	165,198	165,198	
30	Directorate	Translation Services	Parenty Reitmeier Inc	Winnipeg, MB	Iqaluit	NO	NO	NO	YES	68,767	SOA	-	-	-	68,767	68,767	
											<b>\$2,580,670</b>						
												<b>\$70,837</b>	<b>\$ -</b>	<b>\$ -</b>	<b>\$ -</b>	<b>\$2,509,833</b>	<b>\$2,580,670</b>

# MAINTENANCE

FOR THE YEAR ENDED MARCH 31<sup>ST</sup>, 2017

METHODS OF SELECTION		AMOUNT	PERCENTAGE
<b>SS</b>	SOLE SOURCE	\$728,186	16%
<b>LEASE</b>	LEASE AGREEMENTS	\$917,836	21%
<b>SOA</b>	STANDING OFFER AGREEMENT	\$251,131	6%
<b>PT</b>	PUBLIC TENDER	\$2,504,264	56%
<b>SV</b>	SOLE VENDOR	\$14,033	0%
<b>A&amp;W</b>	AS AND WHEN CONTRACT	\$37,407	1%
<b>TOTAL</b>		<b>\$4,452,857</b>	<b>100%</b>

CLASSIFICATION	AMOUNT	PERCENTAGE
NTI	\$3,377,314	76%
NNI	\$1,048,910	24%
LOCAL	\$0	0%
OTHER	\$26,633	1%
<b>Total</b>	<b>\$4,452,857</b>	<b>100%</b>

Line #	BRANCH	PROJECT TYPE	AWARDED TO	LOCATION OF WINNER	LOCATION OF CONTRACT	NTI	NNI	LOCAL	OTHER	AWARD VALUE	METHOD OF SELECTION	NTI	NNI	LOCAL	OTHER	Total
1	Qikiqtaaluk	Commissioner's Residence	Baffin Building Systems	Iqaluit, NU	Iqaluit, NU	YES	YES	YES	NO	8,017	SOA	8,017	-	-	-	8,017
2	Qikiqtaaluk	Fire Damage Replacement	994458 Nunavut Ltd	Arviat	Resolute Bay	NO	YES	NO	NO	328,455	PT	-	328,455	-	-	328,455
3	Qikiqtaaluk	Modernization & Improvement	Baffin Building Systems	Iqaluit, NU	Iqaluit, NU	YES	YES	YES	NO	415,039	PT	415,039	-	-	-	415,039
4	Kivalliq	Modernization & Improvement	Arctic Heating & General	Rankin Inlet, NU	Rankin Inlet	YES	YES	YES	NO	493,611	PT	493,611	-	-	-	493,611
5	Kitimeot	Modernization & Improvement	Northern Networks Limited	Arviat	Kitikmeot	YES	YES	YES	NO	587,769	PT	587,769	-	-	-	587,769
6	Kivalliq	Modernization & Improvement	Northern Networks Limited	Arviat	Kivalliq	YES	YES	YES	NO	460,996	PT	460,996	-	-	-	460,996
7	Qikiqtaaluk	Modernization & Improvement	Tuniq Lumber and Supplies	Coral Harbour, NU	Coral Harbour	YES	YES	YES	NO	182,684	PT	182,684	-	-	-	182,684
8	Directorate	Office Cleaning	Nunavut Outback Janitorial	Iqaluit, NU	Iqaluit, NU	YES	YES	YES	NO	35,710	PT	35,710	-	-	-	35,710
9	Qikiqtaaluk	Snow Clearing & Repairs	Nunavut Excavating	Iqaluit, NU	Iqaluit, NU	YES	YES	YES	NO	37,407	A&W	37,407	-	-	-	37,407
10	Kivalliq	Staff Housing - Agency Fee	Ikkayuqtauvik Business Services	Rankin Inlet, NU	Rankin Inlet	NO	YES	YES	NO	178,870	SS	-	178,870	-	-	178,870
11	Qikiqtaaluk	Staff Housing - Maintenance	Baffin Building Systems	Iqaluit, NU	Iqaluit, NU	YES	YES	YES	NO	223,599	SOA	223,599	-	-	-	223,599
12	Kivalliq	Staff Housing - Maintenance	BLCS	Baker Lake	Baker Lake	YES	YES	YES	NO	707,957	LEASE	707,957	-	-	-	707,957
13	Kivalliq	Staff Housing - Maintenance	Eskimo Point Lumber Supplies	Arviat, NU	Arviat	YES	YES	YES	NO	23,856	LEASE	23,856	-	-	-	23,856
14	Kivalliq	Staff Housing - Maintenance	Eskimo Point Lumber Supplies	Arviat, NU	Rankin Inlet	YES	YES	YES	NO	119,654	LEASE	119,654	-	-	-	119,654
15	Kivalliq	Staff Housing - Maintenance	Ilunik Electric	Arviat, NU	Arviat	YES	YES	YES	NO	9,917	SS	9,917	-	-	-	9,917
16	Qikiqtaaluk	Staff Housing - Maintenance	Kinngait Property Management	Rankin Inlet, NU	Cape Dorset	YES	YES	YES	NO	34,370	SS	34,370	-	-	-	34,370
17	Kitimeot	Staff Housing - Maintenance	Kitikmeot Cleaning Services	Cam. Bay	Cam. Bay	YES	YES	YES	NO	13,036	SS	13,036	-	-	-	13,036
18	Qikiqtaaluk	Staff Housing - Maintenance	Narwhal Plumbing	Iqaluit, NU	Iqaluit, NU	NO	YES	YES	NO	19,516	SOA	-	19,516	-	-	19,516
19	Directorate	Staff Housing - Maintenance	NCC Residential Properties Ltd	Iqaluit, NU	Various	NO	YES	YES	NO	806	LEASE	-	806	-	-	806
20	Qikiqtaaluk	Staff Housing - Maintenance	NCC Residential Properties Ltd	Iqaluit, NU	Igloolik	NO	YES	YES	NO	19,403	LEASE	-	19,403	-	-	19,403
21	Qikiqtaaluk	Staff Housing - Maintenance	NCC Residential Properties Ltd	Iqaluit, NU	Pond Inlet	NO	YES	YES	NO	24,820	LEASE	-	24,820	-	-	24,820
22	Qikiqtaaluk	Staff Housing - Maintenance	NCC Residential Properties Ltd	Iqaluit, NU	Iqaluit, NU	NO	YES	YES	NO	21,339	LEASE	-	21,339	-	-	21,339
23	Kivalliq	Staff Housing - Maintenance	Otis Canada Inc.	Toronto, ON	Rankin Inlet	NO	NO	NO	YES	14,033	SV	-	-	-	14,033	14,033
24	Qikiqtaaluk	Staff Housing - Maintenance	R&R Maintenance	Iqaluit, NU	Iqaluit, NU	NO	YES	YES	NO	17,259	SS	-	17,259	-	-	17,259
25	Qikiqtaaluk	Staff Housing - Maintenance	Squeaky Clean	Iqaluit, NU	Iqaluit, NU	NO	NO	NO	YES	12,600	SS	-	-	-	12,600	12,600
26	Kivalliq	Staff Housing - Maintenance	EPLS Maintenance & Services	Rankin Inlet, NU	Rankin	NO	YES	YES	NO	9,800	SS	-	9,800	-	-	9,800
27	Qikiqtaaluk	Staff Housing - Maintenance	Frosty Refrigeration Sales & Service	Iqaluit, NU	Iqaluit, NU	YES	YES	YES	NO	6,380	SS	6,380	-	-	-	6,380
28	Qikiqtaaluk	Staff Housing - Maintenance	Kamikpak Construction	Pond Inlet, NU	Pond Inlet	YES	YES	YES	NO	11,200	SS	11,200	-	-	-	11,200
29	Kivalliq	Staff Housing - Maintenance	Sanaqatiit Construction	Iqaluit, NU	Arviat	YES	YES	NO	NO	6,111	SS	6,111	-	-	-	6,111
30	Kivalliq	Staff Housing - Maintenance	Ikkayuqtauvik Business Services	Rankin Inlet, NU	Rankin Inlet	NO	YES	YES	NO	428,643	SS	-	428,643	-	-	428,643
										<b>\$4,452,857</b>		<b>\$ 3,377,314</b>	<b>\$1,048,910</b>	<b>\$ -</b>	<b>\$ 26,633</b>	<b>\$4,452,857</b>

# GOODS

FOR THE YEAR ENDED MARCH 31<sup>ST</sup>, 2017

METHODS OF SELECTION		AMOUNT	PERCENTAGE
PT	PUBLIC TENDER	\$1,382,878	56%
SOA	STANDING OFFER AGREEMENT	\$1,058,913	43%
LCA	LOCAL CONTRACTING AUTHORITY	\$35,864	1%
SV	SOLE VENDOR	\$0	0%
RFQ	REQUEST FOR QUOTE	\$0	0%
<b>TOTAL</b>		<b>\$2,477,655</b>	<b>100.00%</b>

CLASSIFICATION	AMOUNT	PERCENTAGE
NTI	\$53,878	2%
NNI	\$298,349	12%
LOCAL	\$0	0%
OTHER	\$2,125,428	86%
<b>Total</b>	<b>\$2,477,655</b>	<b>100%</b>

Line #	BRANCH	PROJECT TYPE	AWARDED TO	LOCATION OF WINNER	LOCATION OF CONTRACT	NTI	NNI	LOCAL	OTHER	AWARD VALUE	METHOD OF SELECTIO	NTI	NNI	LOC.	OTHER	Total
1	Directorate	Calendars	Nu School Design Agency Inc.	Iqaluit, NU	Iqaluit	NO	YES	YES	NO	\$ 66,628	SOA	-	66,628	-	-	66,628
2	Directorate	Office & Computer Supplies	Corcan - Ontario Sales Centre	Toronto, ON	Iqaluit	NO	NO	NO	YES	\$ 16,180	PT	-	-	-	16,180	16,180
3	Directorate	Office Furniture	Eskimo Point Lumber Supplies	Arviat, NU	Arviat	NO	YES	YES	NO	\$ 23,986	SOA	-	23,986	-	-	23,986
4	Kivalliq	Office Supplies	The Northwest Company	Winnipeg, MB	Various	NO	NO	NO	YES	\$ 8,520	LCA	-	-	-	8,520	8,520
5	Directorate	Office Supplies	Tittaq	Iqaluit, NU	Iqaluit	YES	YES	YES	NO	\$ 16,039	LCA	16,039	-	-	-	16,039
6	Directorate	Office Supplies	Arctic Ventures Marketplace	Iqaluit, NU	Iqaluit	YES	YES	YES	NO	\$ 11,305	LCA	11,305	-	-	-	11,305
7	Directorate	Staff Housing Furniture	The Northwest Company	Winnipeg, MB	Kitikmeot	NO	NO	NO	YES	\$ 308,775	PT	-	-	-	308,775	308,775
8	Qikiqtaaluk	Staff Housing Furniture	The Northwest Company	Winnipeg, MB	Qikiqtaaluk	NO	NO	NO	YES	\$ 703,563	PT	-	-	-	703,563	703,563
9	Kivalliq	Staff Housing Furniture	The Northwest Company	Winnipeg, MB	Kivalliq	NO	NO	NO	YES	\$ 354,360	PT	-	-	-	354,360	354,360
10	Kivalliq	Vehicle Purchases	Northern Networks	Arviat, NU	Various	YES	YES	YES	NO	\$ 26,534	SOA	26,534	-	-	-	26,534
11	Kitikmeot	Vehicle Purchases	Arctic Consultants	Anjou, QC	Kivalliq	NO	NO	NO	YES	\$ 131,571	SOA	-	-	-	131,571	131,571
12	Qikiqtaaluk	Vehicle Purchases	Arctic Consultants	Anjou, QC	Qikiqtaaluk	NO	NO	NO	YES	\$ 489,660	SOA	-	-	-	489,660	489,660
13	Kitikmeot	Vehicle Purchases	Arctic Consultants	Anjou, QC	Kitikmeot	NO	NO	NO	YES	\$ 112,799	SOA	-	-	-	112,799	112,799
14	Qikiqtaaluk	Vehicle Purchases	R.L. Hanson Construction Ltd.	Iqaluit, NU	Qikiqtaaluk	NO	YES	NO	NO	\$ 69,245	SOA	-	69,245	-	-	69,245
15	Kivalliq	Vehicle Purchases	R.L. Hanson Construction Ltd.	Iqaluit, NU	Kivalliq	NO	YES	NO	NO	\$ 138,490	SOA	-	138,490	-	-	138,490
										<b>\$2,477,655</b>		<b>\$ 53,878</b>	<b>\$ 298,349</b>	<b>\$-</b>	<b>\$ 2,125,428</b>	<b>\$ 2,477,655</b>