

Pension Administration Report – Retiring Allowances Act and Supplementary Retiring Allowances Act

Nunavut Legislative Assembly

March 31, 2016

Table of Contents

Membership Information	4
Asset Information	11
Appendix A—Summary of Positions at March 31, 2015	15
Appendix B—Historical Interest Rates	17

About This Material

The Nunavut Legislative Assembly provides pension benefits to its elected members under the Legislative Assembly Retiring Allowances Act (RAA) and Supplementary Retiring Allowances Act (SRAA). Section 21 of the RAA and section 20 of the SRAA require that a report on the administration of the Act be presented to the Management and Services Board each fiscal year.

This report summarizes the current active membership, inactive members and plan assets. An appendix to this report summarizes all of the positions held, past and present, of the current members.

Membership Information

Overview

There are several categories of membership under the Act:

- Active members are the current elected members of the Assembly;
- Terminated non-vested members are prior members of the Assembly who left prior to becoming eligible for a pension (vested). If they return to the Assembly and become vested, they will be eligible for their full pensions;
- Deferred vested members are prior active members who are entitled to a pension, but have not yet commenced receiving it; and
- Pensioners are prior members or survivors of prior members who are currently in receipt of a pension.

The following table provides a reconciliation of the RAA Plan membership from April 1, 2015 to March 31, 2016:

RAA

	Active	Terminated Non-Vested Members	Deferred Vested Members	Pensioners
Members at April 1, 2015	21	5	1	19
New members	1			
Retirements				
Terminations				
▪ Elected lump sum payment				
▪ Elected deferred pension	(1)		1	
▪ Non-Vested (return of contributions)				
Deaths				
▪ No continuation of benefit				
▪ With survivor				
▪ Survivor entitled to benefit				
Members at March 31, 2016	21	5	2	19

The following table provides a reconciliation of the SRAA Plan membership from April 1, 2015 to March 31, 2016:

SRAA

	Active	Deferred Vested Members	Pensioners
Members at April 1, 2015	20	1	19
New members	1		
Retirements			
▪ Lifetime pension			
▪ Fixed term allowance			
Terminations			
▪ Elected lump sum payment			
▪ Elected deferred pension	(1)	1	
▪ Non-Vested			
▪ Expired Fixed Term Allowance			
Deaths			
▪ No continuation of benefit			
▪ With survivor			
▪ Survivor entitled to benefit			
Members at March 31, 2016	20	2	19

Actives

There are 21 members at March 31, 2016. The 21 members held the following positions(s) at March 31, 2016:

Name	Position(s)
Tony Akoak	MLA, Co-Chairperson Committee of the Whole
Patricia Angnakak	MLA, Chairperson
Monica Ell-Kanayuk	MLA, Deputy Premier
Joe Enook	MLA, Deputy Speaker, Chairperson
George Hickers	MLA, Minister
David Joanasie	MLA, Chairperson
Pauloosie Keyootak	MLA
George Kuskuk	MLA, Minister
Steve Mapsalak	MLA, Caucus Chairperson
Johnny Mike	MLA, Minister
Simeon Mikkungwak	MLA, Co-Chairperson Committee of the Whole, Caucus Chairperson
Paul Okalik	MLA
Keith Peterson	MLA, Minister
Emiliano Qirngnuq	MLA
Paul Quassa	MLA, Minister
George Qulaut	MLA, Speaker
Allan Rumbolt	MLA, Chairperson
Alexander Sammurtok	MLA
Tom Sammurtok	MLA, Chairperson
Joe Savikataaq	MLA, Minister
Peter Taptuna	MLA, Premier

Appendix A provides a history of positions for each of these members.

Positions which are held for less than one year are not included in the calculation of the member's pension entitlement. However, the position will be included if they resume a position and complete, in aggregate, one year of service in the position. Therefore, Appendix A also tracks these non-vested positions.

Please note that MLA Mr. Isaac Shooyook was not eligible to participate in the pension plans since he was over the age of 71.

Pensioners

At March 31, 2016 there are 19 former members receiving monthly pensions from the RAA and 19 receiving monthly pensions from the SRAA.

On January 1 each year, pensions are increased to reflect changes in the cost of living as measured by the average Consumer Price Index to September 30 of the previous year. The January 1, 2016 increase was 1.27%. Appendix B provides a history of annual pension increases.

The following table shows the pension payable as at March 31, 2016 to each Member under both the RAA and the SRAA:

Pensioner	Date of Retirement	RAA Form of Pension	RAA Monthly Pension	RAA Received in Plan Year	SRAA Form of Pension	SRAA Monthly Pension	SRAA Received in Plan Year	Last Pension Payment Date
Aariak, Eva	1-Nov-2013	Lump Sum Payout	N/A	N/A	10 Year Fixed Term Allowance	\$-	\$-	1-Oct-2023
Aglukkaq, Leona	1-Nov-2008	Lump Sum Payout	N/A	N/A	10 Year Fixed Term Allowance	\$-	\$-	1-Oct-2018
Akesuk, Olayuk	1-Nov-2008	Joint Survivor 66.67% Guaranteed 5 Years	\$-	\$-	Joint Survivor 66.67% Guaranteed 5 Years	\$-	\$-	N/A
Alagalak, David	1-Nov-2008	Joint Survivor 66.67% Guaranteed 5 Years	\$-	\$-	10 Year Fixed Term Allowance	\$-	\$-	1-Oct-2018
Alakannuaq, Ovide	1-Mar-2004	Joint Survivor 66.67% Guaranteed 5 Years	\$-	\$-	Joint Survivor 66.67% Guaranteed 5 Years	\$-	\$-	N/A
Arreak, James	1-Nov-2013	Joint Survivor 66.67% Guaranteed 5 Years	\$-	\$-	Joint Survivor 66.67% Guaranteed 5 Years	\$-	\$-	N/A
Arvaluk, James ¹	1-May-2013	Lump Sum Payout	N/A	N/A	Joint Survivor 66.67% Guaranteed 5 Years	\$-	\$-	N/A
Aupaluktuq, Moses	1-Nov-2013	Lump Sum Payout	N/A	N/A	5 Year Fixed Term Allowance	\$-	\$-	1-Oct-2018
Barnabas, Levi	1-Nov-2008	Joint Survivor 66.67% Guaranteed 5 Years	\$-	\$-	Joint Survivor 66.67% Guaranteed 5 Years	\$-	\$-	N/A
Brown, Levinia	1-Nov-2008	Joint Survivor 66.67% Guaranteed 5 Years	\$-	\$-	Joint Survivor 66.67% Guaranteed 5 Years	\$-	\$-	N/A
Curley, Tagak	1-Nov-2013	Guaranteed 5 Years	\$-	\$-	Guaranteed 5 Years	\$-	\$-	N/A
Elliott, Ronald	1-Nov-2013	Lump Sum Payout	N/A	N/A	5 Year Fixed Term Allowance	\$-	\$-	1-Oct-2018

¹ James Arvaluk passed away on April 27, 2016. His dependents are entitled to survivor pensions.

Pensioner	Date of Retirement	RAA Form of Pension	RAA Monthly Pension	RAA Received in Plan Year	SRAA Form of Pension	SRAA Monthly Pension	SRAA Received in Plan Year	Last Pension Payment Date
Evyagotailak, Joe Allen	1-Nov-2008	Joint Survivor 66.67% Guaranteed 5 Years	\$-	\$-	15 Year Fixed Term Allowance	\$-	\$-	1-Oct-2023
Iqaqrialu, David	1-Mar-2004	Joint Survivor 66.67% Guaranteed 5 Years	\$-	\$-	Expired Fixed Term Allowance	N/A	N/A	1-Feb-2009
Irqittuq, Enoki	1-Mar-2004	Joint Survivor 66.67% Guaranteed 5 Years	\$-	\$-	Expired Fixed Term Allowance	N/A	N/A	1-Feb-2009
Kattuk, Peter	1-Nov-2008	Joint Survivor 66.67% Guaranteed 5 Years	\$-	\$-	Expired Fixed Term Allowance	N/A	N/A	1-Oct-2013
Ng, Kelvin	1-Jul-2004	Joint Survivor 66.67% Guaranteed 5 Years	\$-	\$-	Expired Fixed Term Allowance	N/A	N/A	1-Jun-2014
Ningark, John	1-Nov-2013	Joint Survivor 66.67% Guaranteed 5 Years	\$-	\$-	Joint Survivor 66.67% Guaranteed 5 Years	\$-	\$-	N/A
Ningeongan, Johnny	1-Nov-2013	Joint Survivor 66.67% Guaranteed 5 Years	\$-	\$-	Joint Survivor 66.67% Guaranteed 5 Years	\$-	\$-	N/A
Nutarak, Joanna	1-May-2006	Survivor Pension	\$-	\$-	Survivor Pension	\$-	\$-	N/A
O'Brien, Kevin	1-June-2004	Joint Survivor 66.67% Guaranteed 5 Years	\$-	\$-	Expired Fixed Term Allowance	N/A	N/A	1-Nov-2009
Schell, Fred	1-Nov-2013	Joint Survivor 66.67% Guaranteed 5 Years	\$-	\$-	Joint Survivor 66.67% Guaranteed 5 Years	\$-	\$-	N/A
Shewchuk, Daniel	1-Dec-2014	Joint Survivor 66.67% Guaranteed 5 Years	\$-	\$-	Joint Survivor 66.67% Guaranteed 5 Years	\$-	\$-	N/A
Tapardjuk, Louis	RAA: 1-Nov-2013 SRAA: 1-Jan-2014	Temporary Pension (ending 1-Jan-2018)	\$-	\$-	5 Year Fixed Term Allowance	\$-	\$-	1-Dec-2018
Total			\$-	\$-		\$-	\$-	

Terminated Non-Vested Members

There are 5 non-vested members at March 31, 2016. A former member who is re-elected must pay back to the Assembly any contributions with interest that were refunded in order to have their service reinstated.

Name	Date of Termination
Komoartok, Adamee	March 15, 2011
Oshutapik, Hezakiah	October 28, 2013
Pauloosie, Eruk	February 22, 2010
Williams, Rebekah	February 16, 2004
Nuqingaq, Samuel	October 24, 2014

Deferred Vested Members

There are three (3) deferred vested pensioners at March 31, 2016. The members have left The Assembly and are entitled to a pension from the RAA and/or SRAA.

Name	Date of Termination
Kusugak, Lorne ¹	October 28, 2013
Tootoo, Hunter	October 28, 2013
Ugyuk, Jeannie ²	November 9, 2015

The RAA and SRAA deferred pensions will be indexed each year until retirement. The amounts shown above include indexing from the date of termination to January 1, 2016.

Members Who Will be Age 60 or Older Within the Next Five Years

Name	Name
Akoak, Tony	Peterson, Keith
Eli-Kanayuk, Monica	Qirngnuq, Emiliano
Enook, Joe	Quassa, Paul
Keyootak, Pauloosie	Qulaut, George
Kuksuk, George	Sammurtok, Alexander
Mapsalak, Steve	Sammurtok, Tom
Mike, Johnny	Taptuna, Peter

¹ Lorne Kusugak retired from the SRAA on July 1, 2016.

² Jeannie Ugyuk retired from the SRAA on July 1, 2016. She received a lump sum from the RAA in August 2016, as part of the combination lump sum and temporary pension option. The monthly pension will commence on November 1, 2018.

Asset Information

Retiring Allowances Act

Growth of the Fund

The funds are held by RBC Investor Services and invested by Beutel, Goodman & Company Ltd. The growth of the fund between April 1, 2015 and March 31, 2016 is summarized below:

Market Value at April 1, 2015	\$ 8,582,459
Contributions	
▪ Members' Regular Contributions	217,641
▪ Assembly Contributions	1,793,600
Investment Income	(127,034)
Benefits	
▪ Pension	(225,776)
▪ Lump Sum Payments	0
Fees	
▪ Investment Management Fees	(51,481)
▪ Administration Expenses	(10,922)
Market Value at March 31, 2016	10,178,487
Amounts Payable and Receivable	
▪ Amounts Receivable (Contributions)	19,482
▪ Amounts Payable (Benefits)	0
▪ Amounts Payable (Fees)	(16,599)
Adjusted Market Value at March 31, 2016	\$ 10,181,370

Rate of Return

The fund earned a rate of return of -2.00% (net of fees and expenses) during the fiscal year.

Interest Credited on Contributions

The interest credited on required contributions by members was 1.24% for the period April 1, 2015 to March 31, 2016. A history of interest rates credited on contributions appears in **Appendix B**.

Supplementary Retiring Allowances Act

Growth of the Fund

The funds are held by RBC Investor Services and invested by Beutel, Goodman & Company Ltd. The growth of the fund between April 1, 2015 and March 31, 2016 is summarized below. The fund constitutes assets of the Government, not the Assembly:

Market Value at April 1, 2015	\$ 13,756,125
Contributions	
▪ Assembly Contributions	1,994,000
Reimbursement from RBC Investor Services for overpayments	157,614
Investment Income	(197,654)
Benefits	
▪ Pension Payments	(647,320)
▪ Lump Sum Payments	0
Fees	
▪ Investment Management Fees	(51,481)
▪ Administration Expenses	(14,074)
Market Value at March 31, 2016	14,997,210
Amounts Payable and Receivable	
▪ Amounts Receivable (Contributions)	
▪ Amounts Payable (Benefits)	
▪ Amounts Payable (Fees)	(17,566)
Adjusted Market Value at March 31, 2016	\$ 14,979,644

Rate of Return

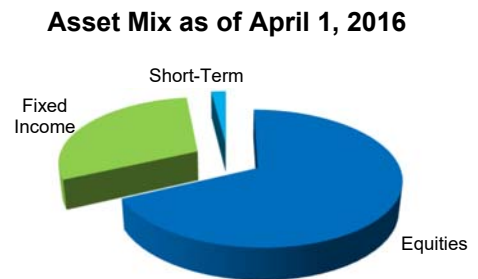
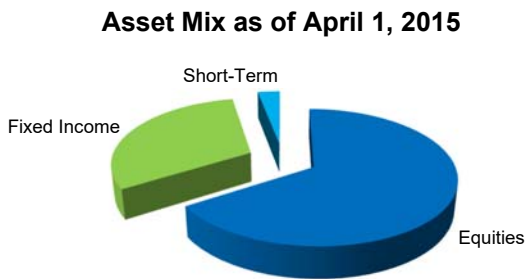
The fund earned a rate of return of -1.81% (net of fees and expenses) during the fiscal year.

Asset Mix

The following is a summary of the asset mix of the RAA at April 1, 2015 and April 1, 2016.

Retiring Allowances Act

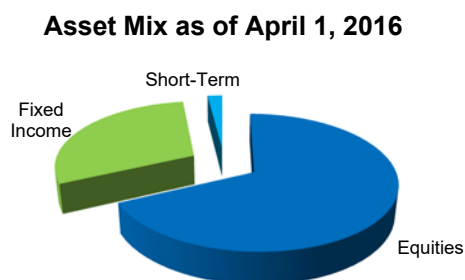
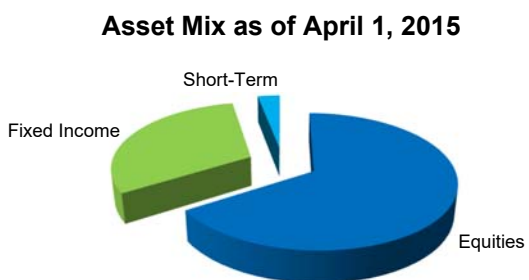
Assets	April 1, 2015	April 1, 2016
Equities	66%	68%
Fixed Income	31%	30%
Short-Term	<u>3%</u>	<u>2%</u>
Total	100%	100%



The following is a summary of the asset mix of the SRAA at April 1, 2015 and April 1, 2016.

Supplementary Retiring Allowances Act

Assets	April 1, 2015	April 1, 2016
Equities	66%	68%
Fixed Income	31%	30%
Short-Term	<u>3%</u>	<u>2%</u>
Total	100%	100%



Appendix A—Summary of Positions at March 31, 2016

Below is a history of the positions held by the current 21 members.

Name	Position	Date in Position
1. Akoak, Tony	MLA	October 28, 2013 – present
	Co-Chairperson Committee of the Whole	November 19, 2013 – present
2. Angnakak, Patricia	MLA	October 28, 2013 – present
	Chairperson	November 23, 2015 – present
3. Ell-Kanayuk, Monica	MLA	September 12, 2011 – present
	Minister	May 2, 2012 – November 18, 2013
	Deputy Premier	November 19, 2013 – present
4. Enook, Joe	MLA	September 12, 2011 – present
	Chairperson Committee of the Whole	October 19, 2011 – September 20, 2013
	Deputy Speaker	November 19, 2013 – present
	Chairperson	March 7, 2014 – present
5. Hickes, George	MLA	October 28, 2013 – present
	Chairperson	March 7, 2014 – November 9, 2015
	Special Committee - Education Act	June 10, 2014 – November 6, 2015
	Minister	November 10, 2015 – present
6. Joanasie, David	MLA	October 28, 2013 – present
	Chairperson	March 7, 2014 – present
7. Pauloosie, Keyootak	MLA	February 9, 2015 – present
8. Kuksuk, George	MLA	October 28, 2013 – present
	Minister	November 19, 2013 – present
9. Mapsalak, Steve	MLA	October 28, 2013 – present
	Caucus Chairperson	November 19, 2013 – present

10. Mike, Johnny	MLA Minister	October 28, 2013 - present November 19, 2013 – present
11. Mikkungwak, Simeon	MLA Co-Chairperson Committee of the Whole Caucus Chairperson	October 28, 2013 – present November 19, 2013 – present November 19, 2013 – present
12. Okalik, Paul	MLA Minister	October 28, 2013 – present November 19, 2013 – March 3, 2016
13. Peterson, Keith	MLA Minister	February 16, 2004 – present November 19, 2008 – present
14. Emiliano Qirngnuq	MLA	February 8, 2016 – present
15. Quassa, Paul	MLA Minister	October 28, 2013 – present November 19, 2013 - present
15. Qulaut, George	MLA Speaker	October 28, 2013 – present November 19, 2013 - present
16. Rumbolt, Allan	MLA Chairperson Chairperson	October 27, 2008 – present November 27, 2009 – September 20, 2013 March 7, 2014 – present
17. Sammurtok, Alexander	MLA	February 10, 2014 – present
18. Sammurtok, Tom	MLA Minister Chairperson	October 28, 2013 – present November 19, 2013 – May 5, 2015 January 21, 2016 – present
19. Savikataaq, Joe	MLA Chairperson Minister	October 28, 2013 - present March 7, 2014 – November 9, 2015 November 10, 2015 – present
20. Taptuna, Peter	MLA Deputy Premier Premier	October 27, 2008 – present November 19, 2008 – November 18, 2013 November 19, 2013 – present

Appendix B—Historical Interest Rates

Below is a history of interest rates credited on required contributions and a history of cost-of-living increases that have been applied to pensions in payment.

Year Ending March 31	Interest on Required Contributions (%)	Pension Increase (%)
2016	1.24	1.27
2015	1.40	1.66
2014	1.45	0.94
2013	1.54	1.95
2012	1.66	2.81
2011	1.88	1.41
2010	1.69	0.57
2009	2.59	2.50
2008	3.10	1.88
2007	2.91	2.23
2006	2.48	2.24
2005	2.78	1.69
2004	2.75	
2003	3.71	
2002	3.73	
2001	4.92	
2000	5.03	

About Aon Hewitt

Aon Hewitt is the global leader in human capital consulting and outsourcing solutions. The company partners with organizations to solve their most complex benefits, talent and related financial challenges, and improve business performance. Aon Hewitt designs, implements, communicates and administers a wide range of human capital, retirement, investment management, health care, compensation and talent management strategies. With more than 30,000 professionals in 90 countries, Aon Hewitt makes the world a better place to work for clients and their employees.

For more information on Aon Hewitt, please visit aonhewitt.com/canada.

About Aon

Aon plc (NYSE:AON) is the leading global provider of risk management, insurance and reinsurance brokerage, and human resources solutions and outsourcing services. Through its more than 66,000 colleagues worldwide, Aon unites to empower results for clients in over 120 countries via innovative and effective risk and people solutions and through industry-leading global resources and technical expertise. Aon has been named repeatedly as the world's best broker, best insurance intermediary, best reinsurance intermediary, best captives manager, and best employee benefits consulting firm by multiple industry sources. Visit aon.com for more information on Aon and aon.com/manchesterunited to learn about Aon's global partnership with Manchester United.

© 2017 Aon Hewitt Inc. All Rights Reserved.

This document contains confidential information and trade secrets protected by copyrights owned by Aon Hewitt. The document is intended to remain strictly confidential and to be used only for your internal needs and only for the purpose for which it was initially created by Aon Hewitt. No part of this document may be disclosed to any third party or reproduced by any means without the prior written consent of Aon Hewitt.