



ᑭᐅᑎᑭᑦ ᓂᑭᓂᑦ ᓂᐱᑦᑕᐅᑦᑕᑦᑕᑦᑕᑦ
Building *Nunavut* Together
Nunavut iuuqatigiingniq
Bâtir le *Nunavut* ensemble

ᓕᓕᓕᑎᐱᐅᑦ
Department of Justice
Maligaliqiyikkut
Ministère de la Justice

Nunavut Crime Prevention Strategy

Five-Year Strategy

March 2017

Table of Contents

A. Message from the Minister	2
B. Background	3
C. Vision and Principles	4
D. A Current Picture of Crime Prevention in Nunavut	6
E. Conceptual Framework	7
<i>Crime Issues and Crime Prevention</i>	7
<i>Department of Justice's Proposed Approach</i>	8
<i>How Crime Prevention through Social Development works</i>	9
F. Profile of Crime in Nunavut	13
G. Target Groups	14
<i>Children and Youth</i>	14
<i>Elders</i>	15
<i>Victims of Crime</i>	16
<i>Individuals Convicted of a Criminal Offence</i>	17
H. Action Plan	18
I. Action Plan Timeline	24
J. Appendix A: The Strategy's Logic Model	25
K. Appendix B: Crime Prevention Approaches	26
L. Appendix C: <i>Inuit Iliqqusituqangit</i> – Traditional Inuit Ways	29
M. Appendix D: A List of Risk and Protective Factors	31
N. Appendix E: Statistical Tables	35
Endnotes	44

A. Message from the Minister

As Nunavummiut we care deeply about the safety and well-being of our communities, families, and children.

Recognizing this, the Government of Nunavut is working to achieve our vision of strong and resilient communities, made up of healthy families and individuals.

Our communities are made stronger when individuals and families feel secure in their homes and businesses, when they can access the support and resources they need, and when they can seek protection from harm when necessary. To help bring about these opportunities for Nunavummiut the Government of Nunavut, through its Department of Justice, partners with the RCMP, hamlets, and other organization to help prevent crime in the Territory.



Recently, officials from the Government of Nunavut's Community Justice Division visited every community in Nunavut to learn about how Government can help prevent crime. During these consultations, we heard from hundreds of Nunavummiut who told us of their concerns and their hopes for the future.

Based largely on these consultations, we have developed the *Nunavut Crime Prevention Strategy*. The vision, principles, and actions presented in this strategy will, over the next five years, help us address the primary crime prevention challenges our communities face. The actions build on many initiatives already underway.

I would like to thank all of those who participated in the consultations that contributed to this strategy. The Government of Nunavut looks forward to continuing our work and collaboration with communities and our partners to help reduce the incidence of crime in Nunavut, and in so doing achieve our vision of strong and safe communities.

Sincerely,

The Honourable Keith Peterson
Minister of Justice

B. Background

The Department of Justice (or “the Department”) acknowledges that a well balanced approach to crime prevention, and the methods for crime reduction and prevention to be implemented, cannot be imposed from the outside; they must emerge from changes in the community itself.

The Department is uniquely situated to work on crime prevention initiatives as this is a core part of its day-to-day work and because of its presence in every Nunavut community. The Royal Canadian Mounted Police (RCMP), the Community Corrections Officers (CCO’s), Community Justice Outreach Workers (CJOW’s), Community Justice Specialists, and Community Justice Committees all provide programs and services in communities across Nunavut. The Department’s divisions and the RCMP are involved in many aspects of everyday community life. This means that the Department is on the frontline of community development, crime issues, and their common root causes. This frontline work by the Department’s divisions and partners also produces comprehensive data about crime issues and the needs of communities, which can give the Department and stakeholders really good knowledge about how to support communities.

RCMP officers respond to a wide range of requests for service, as well as host monthly progress report meetings which encourage community participation in defining community activities. CJOW’s assist community members in applying for emergency protection orders, and are the link for diversions (under the Diversion Protocol Agreement) between referral sources and the Justice Committees at the community level – the referral sources being the Public Prosecution Service of Canada (PPSC) and the RCMP.

CCO’s work with and support probationers to reintegrate back into communities, post release from correctional facilities through completing risk and needs assessments. The Department also arranges for social development programs in correctional facilities to support offenders in identifying and addressing the root causes of their offences. All Justice personnel located in communities strive to work together and with community stakeholders to provide each other with support and important information with regards to crime issues, and possible crime prevention measures.

Throughout the development of the Strategy, the Department assessed common crime prevention approaches in order to choose the best suited to meet the needs of Nunavummiut (refer to Appendix B for a discussion on other crime prevention approaches). The Department chose the Crime Prevention through Social Development Approach (CPSD) as the right fit for Nunavut, because it builds a strong foundation for individuals to live strong, healthy lives. This approach to crime prevention calls for proactive measures to prevent crime; complemented with stakeholder action, government commitment, focus on community ownership, and client-centered

interventions. Other Government of Nunavut departments have rich supporting data that they collect regarding the frontline work that their respective departmental staff facilitates in communities. This data is essential to providing a fuller picture of the social issues which can lead to crime in the lives of Nunavummiut.

The Nunavut Crime Prevention Strategy is being led by the Department with thoughtful intention. The various divisions of the Department will support crime prevention in Nunavut communities, by working with and engaging communities to lead social development-based crime prevention initiatives. By supporting opportunities for community involvement and participation in crime prevention, the Department is promoting access to inclusive, culturally relevant and holistic perspectives of community safety for Nunavummiut.

C. Vision and Principles

Crime prevention is essential to creating safer communities in Nunavut. When individuals and families feel safe, they are more likely to enjoy a better quality of life and participate in work, leisure and educational activities. Each community in Nunavut has much to gain from having a stronger, healthier, and more resilient population. The vision of the Nunavut Crime Prevention Strategy (or “the Strategy”) is:

To strengthen safe communities where individuals and families are, and feel, secure and protected.

Crime levels in Nunavut are much higher than in the rest of Canada. In 2013, both the severity of crime and the number of police reported crimes in Nunavut was over four times the national average.¹

In 2013, the Department’s Community Justice Division held consultations across Nunavut. The purpose of these consultations was to learn from Nunavummiut about their crime related concerns, ideas on how to prevent crime in the Territory, and more specifically in their communities. The Strategy builds from these consultations to develop an Action Plan that will help build safer communities through crime prevention efforts. The Strategy will accomplish this by:

1. Building knowledge and raising awareness about crime issues and crime prevention;
2. Strengthening the coordination of crime prevention efforts;
3. Enhancing community engagement in crime prevention initiatives; and

4. Conducting evaluation on crime prevention initiatives to ensure the success of the Strategy.

The Strategy is based on the following guiding principles:

1. *Culturally Relevant and Responsive to Community Needs*

The Strategy will address Nunavut's unique needs in a way that respects the Territory's history and traditions, language, present day realities, and Inuit societal values (ISVs).

2. *Evidence-Based Methods with Measurable Outcomes*

The Strategy's interventions will address risk factors with an emphasis on crime prevention. Approaches will be evaluated to determine effectiveness, identify current gaps in services and programming, and expand existing evidence-based interventions that are proven to work.

3. *Trauma-Informed*

The Strategy will acknowledge and help address the ongoing impacts of colonization. These impacts, as listed by the Qikiqtani Truth Commission, include: relocations from *ilagiit nunagivaktangat* to permanent settlements; the deaths of *qimmiit*; the removal of Inuit children from families for extended periods of time; and the separation of families due to the lack of medical services in the North.² The Trauma-Informed principle recognizes the impacts of historical wrongs, integrates culturally appropriate and evidence-based methods, and seeks to promote the conditions that work to prevent crime.



D. A Current Picture of Crime Prevention in Nunavut

The Department is in a unique position to work on crime prevention. The Department is responsible for the administration of justice and helps clients who are affected by crime. Effective Crime prevention requires a central authority at the government level to: provide leadership; work with government departments; partner with other levels of government and external agencies; and work with community level organizations.

Strategic partnerships are needed at both the territorial and community level, because addressing the root causes of crime requires that multiple departments and agencies be involved. There is a need for more collaboration among community organizations, service providers and community members including interagency groups that share information, co-ordinate current programming, identify service gaps, develop community plans, and collaborate to apply for funding and build sustainable programming. Crime prevention needs a permanent home in order to ensure implementations are successful, ongoing, and sustainable in the long term.

The Department's divisions and partners include the Community Justice Division, the Corrections Division, the Court Services Division, and the RCMP. All of these partners play a role in crime prevention efforts; for example:

- **Community Justice Division:** empowers Nunavummiut along the continuum of life to address root causes of crime issues, resolve conflict, and respond to crime, through community driven and culturally appropriate initiatives. The Division supports four projects funded by the National Crime Prevention Centre in various hamlets throughout the Territory. These projects focus on social development programs that address root causes of crime, focus on strengthening resiliency in individuals and building capacity for communities.
- **Corrections Division:** conducts programs that address offenders' needs and attempt to build resiliency where resources are available. These programs include Elder counselling, Inuit cultural skills, land programs, a carving program, a sewing program, and traditional skills programs. Community Corrections focuses on individually tailored case files that are trauma-informed and needs-based for each client, to rehabilitate and reintegrate those clients back into their communities.
- **Court Services Division:** administers the Justice of the Peace program, which directly involves Community Justice case work such as granting Emergency Protection Order applications or Community Intervention Order applications. Such applications seek to mediate instances of family violence under the *Family Abuse Intervention Act* (FAIA) with civil legislation, as opposed to criminal legislation, which contributes to crime prevention.

- **The RCMP:** community detachments across the Territory engage on a monthly basis to define priorities for programs or actions to reduce crime and address social issues in those particular communities.

E. Conceptual Framework

Crime Issues and Crime Prevention

Crime prevention should be based on best practices. Public Safety Canada (PSC) developed the following criteria for what constitutes “crime issues”³:

“A crime or victimization issue is a crime-related problem that has a negative or a perceived negative impact on the safety and well-being of individuals. Examples of issues include: aggression and violence at schools, fear of retribution, family violence, sexual aggression, threats, and fear of crime.”

PSC also defines “crime prevention” as: “Strategies and measures that seek to intervene on and modify identified risk factors in order to reduce the likelihood that a criminal act will be committed.”⁴

To have a more complete illustration of crime issues and crime prevention, a brief explanation of risk and protective factors is important. Risk factors can work to increase instances of crime, while protective factors can work to mitigate those instances. PSC defines “risk factors” in relationship to crime or criminal activity⁵:

“These are negative influences in the lives of individuals or a community. These may increase the presence of crime, victimization or fear of crime in a community and may also increase the likelihood that individuals engage in crime or become victims.”

It also defines “protective factors” as:

“These are positive influences that can improve the lives of individuals or the safety of a community. These may decrease the likelihood that individuals engage in crime or become victims. Building on existing protective factors makes individuals and communities stronger and better able to counteract risk factors.”

Refer to Appendix D (Tables 1 and 2) for a list of potential risk and protective factors that are relevant to Nunavut.

The Strategy will work within these definitions, in order to develop solutions that address the profile of crime in the Territory, and to meet the needs of Nunavummiut, for reducing crime and violence.

Department of Justice's Proposed Approach

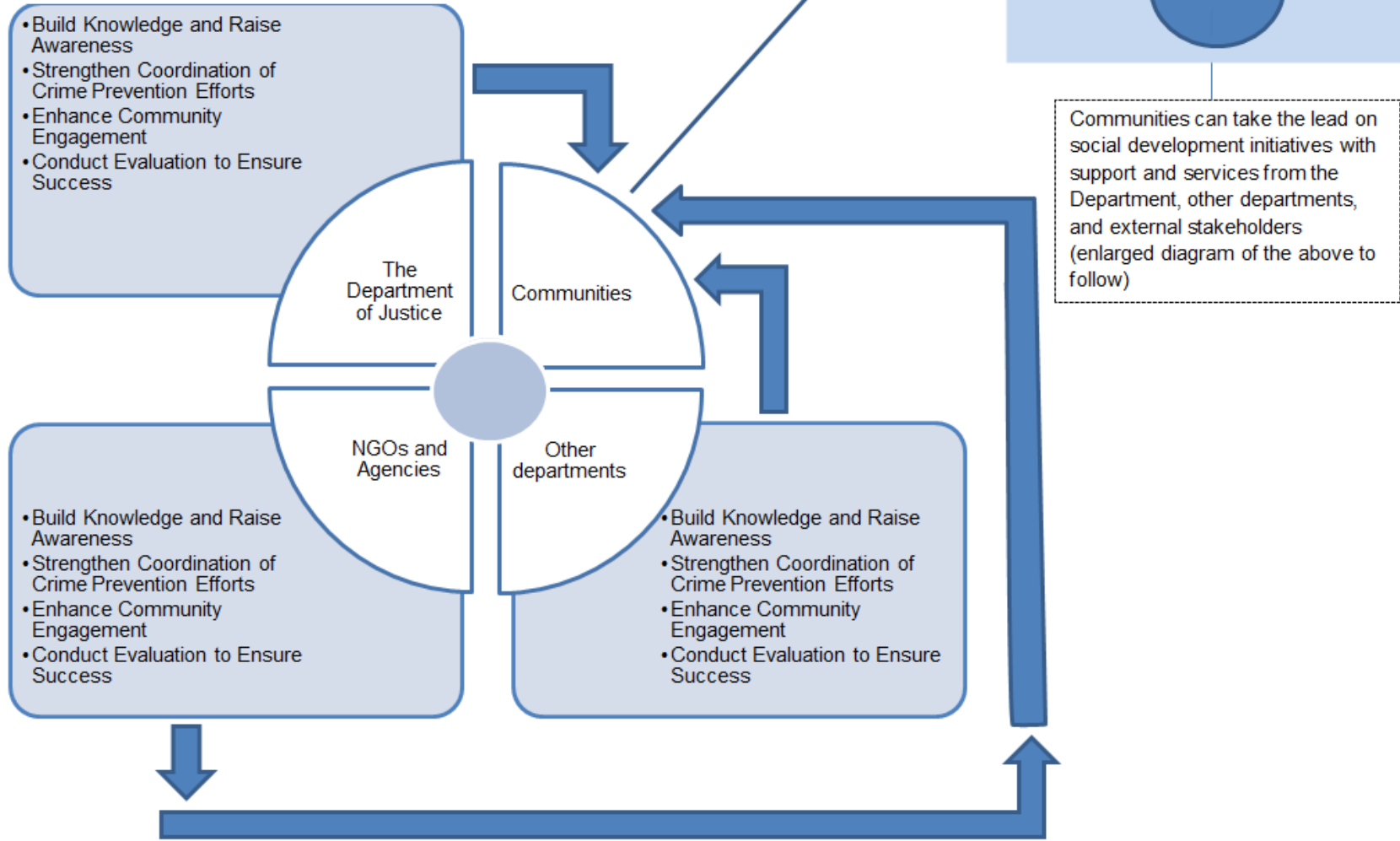
The Department will employ the CPSD approach to address crime issues and to build the Strategy's Action Plan. This does not mean that the Strategy will exclude the possibility of employing other crime prevention approaches (refer to Appendix B for an overview of different crime prevention approaches). CPSD focuses on addressing the underlying factors in communities that lead to crime. CPSD places an emphasis on examining root causes, including adverse childhood experiences, as reasons for why individuals engage in criminal activity. In addition, CPSD is consistent with a number of Inuit societal values (ISVs), including: *Inuuqatigiitsiarniq* (respecting others, relationships, and caring for people), and *Tunnganarniq* (fostering good spirit by being open, welcoming, and inclusive).

The CPSD approach works to support individuals and communities in becoming healthy, self-reliant, and resilient. As will be demonstrated in the following sections – i.e. “Profile of Crime in Nunavut” and “Target Groups” – criminal activity in Nunavut is often rooted in childhood trauma, and child maltreatment. The Strategy will integrate the Trauma-Informed principle, which means that all initiatives will take into account historical wrongs, including their impact on intergenerational trauma, and their contribution to crime issues. Due to these impacts, a large portion of programs must have a trauma-informed approach to educate and support individuals. The Strategy embeds a CPSD approach by:

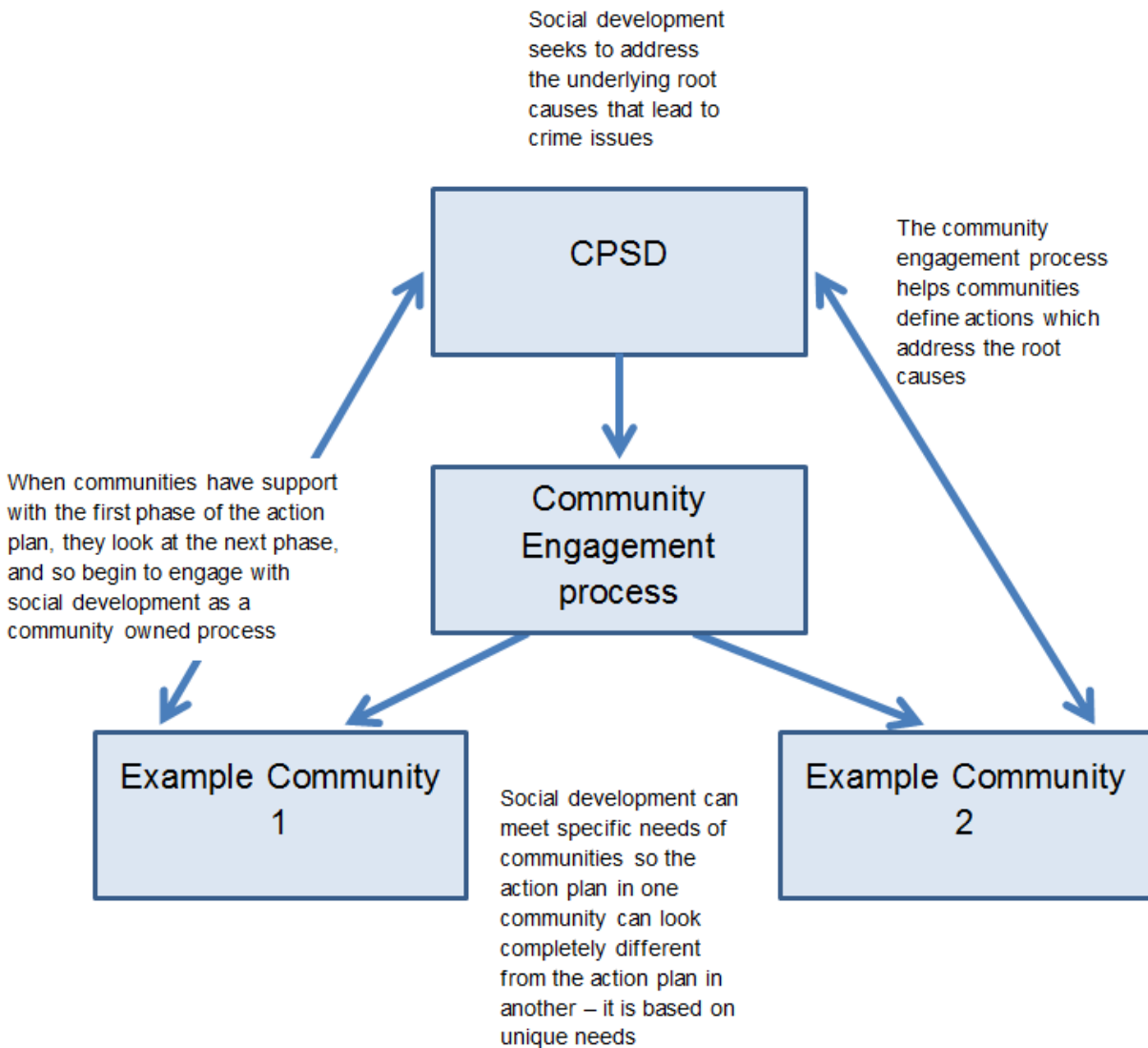
- Building knowledge and raising awareness about crime issues, as well as the roots causes of crime issues;
- Strengthening crime prevention efforts across the Department, with the guiding principles that intergenerational trauma has been an origin for crime patterns in families and communities, so a trauma-informed approach to providing programs must be present;
- Engaging communities across the Territory in crime prevention by drawing out and augmenting resiliency and protective factors, with local knowledge, expertise, and leadership to drive crime prevention initiatives forward; and
- Evaluating crime prevention practices and initiatives across the Territory, led by the principles of cultural relevance and being trauma-informed.

“Traditionally, community leaders and Elders placed a higher value on counseling wrongdoers and getting to the root of a given problem before it escalated then they did on punitive measures that ostracized offenders.” – Nunavut Tunngavik Incorporated

How Crime Prevention through Social Development works



The social development of individuals and communities in Nunavut is of high priority. The Department is committed to leading crime prevention efforts that focus on social development based initiatives, with multiple partners and organizations at the table to provide support and expertise to address the widespread root causes which contribute to crime issues. The above diagram shows how the Department will lead with the Strategy's action plan, and other departments and agencies can work together as part of the process to provide support and services to communities to help meet their crime prevention needs.



The above is a diagram that represents how the CPSD approach works. The programs implemented with a CPSD approach seek to address the underlying root causes that lead to crime. CPSD provides community specific program possibilities for implementation. Because this approach is so broad for program implementation means that the individual needs of communities can be met – both by deciding what programs to implement, and how to use community resources creatively.

Community engagement begins by asking questions to help communities decide what programs they want to implement. The questions begin by investigating priority areas defined by the community to address community specific crime issues; from that point programs are identified to match those priority areas. Once the community has examined the first priority areas of its initial action plan, the community can evaluate the next steps for social development for individuals, and the community as a whole. In this sense, CPSD creates a process where the action plan can keep building on itself and communities can keep developing initiatives to begin to curb crime issues in a structured process so as to become self-sustaining.

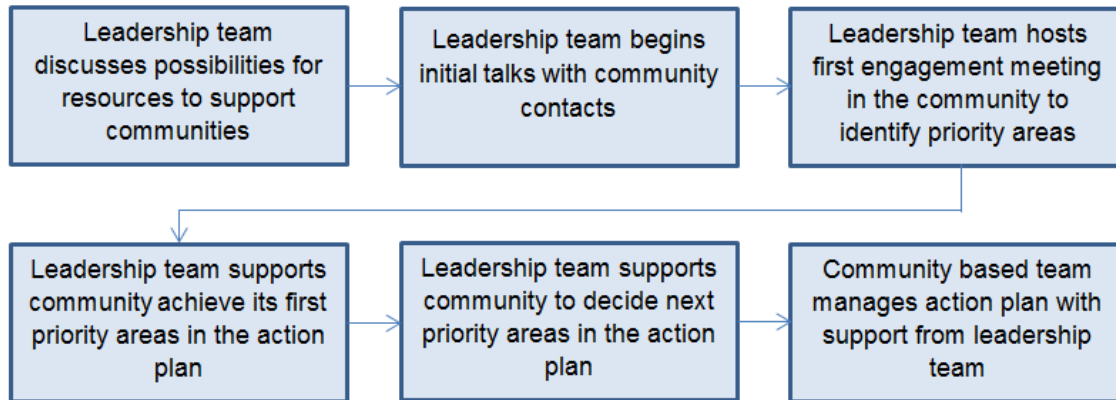
Example Communities

The Department, along with partners and stakeholders, and through community networks (including other departments), has begun applying the CPSD approach to a project implemented in 10 communities. The project is called *Ikajuqtigiinniq* and it is a five year trial project funded through Public Safety Canada, which began in September 2015. The initiative is managed by a leadership team comprised of the Department's partners, and key community stakeholders.

The first step to initiating connectivity between partners is by linking community contacts. These contacts are comprehensive in scope in order to afford the best possible range of players “at the table” to define community crime prevention initiatives. These contacts include (but are not limited to, and if they are present and available depending on the resources of the community): Community Justice outreach workers, the RCMP, mental health staff, corrections staff, family services staff, hamlet wellness coordinator, recreation coordinator, youth coordinator, local Inuit organization staff, district education authority staff, local business owners or employees, mining company staff, hamlet counsellors, Elders committee members, and motivated members of the community who wish to be involved.

The second step is to host a community engagement meeting, including as many of these contacts as possible. During this meeting, community action priority items are discussed and agreed upon. The leadership team, through pooling of resources and engaging inter-departmentally and with community stakeholders, ensures that the

community based team stays on track with its plan, assists to secure funding, and helps procure resources needed for implementation.



There are two example communities worth examining to provide further explanation of how the CPSD approach works.

Example Community 1

The visit to this community during the *Public Engagement* sessions revealed that members of this community are very concerned about youth and their needs. There is violence within families and child neglect. Youth learn unhealthy coping behaviours from the hurting adults and outside industry workers around them. There is also a high flow of contraband and bootlegging that occurs in and around the community. During the community engagement meeting to set priorities, these community members highlighted a large number of resulting issues with youth – youth commit a lot of mischief oriented crimes, like theft, break and enters, and vandalism. They do not have a lot of activities to occupy their time with, and a large amount of adult supervision is lacking. The community contacts present at the first community engagement meeting therefore, decided that their initial action plan would be centered around providing youth with more opportunities. This evolved into the decision to create a youth centre where youth can spend their time, with Elders present as much as possible to provide healthy support and mentorship.

Example Community 2

The *Public Engagement Report* for this community demonstrated that members of this community are suffering from intergenerational trauma due to residential schools policies, and the results are cascading social issues which range from addictions, lack of housing, poverty and food insecurity, to various forms of interpersonal violence and

abuse between community members and within families. One of the major issues that was discussed during the *Public Engagement* session visit to this community was the high amount of family violence and spousal abuse and assault that happens. RCMP detachment officers noted that a lot of the time the calls for service they responded to, involving men they had previously interacted with jovially in the community, was a domestic violence occurrence. The officers also discovered that often these occurrences happened due to blackout rage. Taking this into consideration, it was at the community engagement meeting that the community members and agencies involved decided to put their resources into supporting a men's healing group, encouraging anger management learning.

F. Profile of Crime in Nunavut

There is a strong need to examine the nature of crime in Nunavut. The Territory has unique characteristics within an Arctic environment. The same is also true of the profile of crime throughout the Territory. There are some particular characteristics that are of special interest when examining patterns of crime throughout Nunavut.

Nunavut is characterized by a fast growing, young population

Thirty-three percent of the population is under the age of 14 and more than half of Nunavut's population is under the age of 25.⁶ Refer to Appendix E (Table 3) for a comparison of the percentages of the portion of the populations under the age of 25, across the territories compared to Canada. The dynamics of having a young population highlight the need to have specific interventions that focus on children and youth.

The peak age of those who commit crime in Nunavut is approximately 24 years of age, which is higher than the national average peak age in Canada of 18 years of age (refer to Appendix E, Table 4).⁷

Crime in Nunavut is mostly committed by men

Over 80% of crime in Nunavut is committed by men. Refer to Appendix E (Table 5) for further information regarding the demographic characteristics of clients referred to correctional services. This leads to social impacts on offenders, victims, families, and communities.⁸ Research also shows that 63% of boys whose fathers are involved in criminal activity are at risk of doing the same.⁹

In order to address the high rate of crimes, and especially violent crimes, there needs to be more programming available specifically targeting at risk men and boys. This includes: the time prior to criminal conviction (before becoming involved in the criminal justice system), while institutionalized (while in remand, or sentenced, in a corrections facility), and post-release (going back into community after serving a sentence).

Substance abuse is a main contributor to crime-related behaviour

Substance abuse and crime are closely linked. During the *Public Engagement* sessions, community members noted a strong connection between alcohol and violent crime. In addition, RCMP officers interviewed during these sessions were of the opinion that 90-95% of call-outs involve alcohol.¹⁰

“Drugs and alcohol are controlling too many lives here.” – *Public Engagement Report (Cambridge Bay)*

Similarly, data provided by the Baffin Correctional Centre reports that 95% of inmates, upon arrival at the facility, were identified as having alcohol or drug dependency issues.¹¹ Refer to Appendix E (Table 6) for an overview of the relationship between substance abuse and crime.

G. Target Groups

The Strategy will reduce crime across the Territory by examining the needs of some key groups deemed to be at risk of becoming part of the criminal justice system. By intervening with Nunavummiut that are most at risk of becoming involved with or being affected by crime, they can be empowered to take control to reduce and eliminate crime and violence from their lives.

Children and Youth

A pattern has emerged that males are often the perpetrators of violent crimes, and crimes in general, in Nunavut. As such, it is important to enhance safe spaces and education for boys, to ensure that they do not go down a path of committing crime and victimizing others in their communities. It is also important to support safe spaces and education for girls to enhance their protective factors so they can lead healthy lives.

Nunavut’s rate of family violence against children is the highest in Canada, with a reported number of six times the national rate (1474.8 per 100,000 versus 243.5 per 100,000).¹² This reported rate coincides with the finding in the *Public Engagement Report* that the issue of family violence is a very high priority for

communities in Nunavut.¹³ Refer to Appendix E (Tables 7 and 8) for further information on general rates of family violence, for children and youth in particular, across Canada.

Nunavummiut indicated in the *Public Engagement Report* that children and youth did not have enough social programs, safe spaces to spend leisure time, and structured programming to engage their time outside of school hours.¹⁴ There is consensus that children and youth in Nunavut face a lot of risks in their homes and communities.¹⁵ Nunavut also has the youngest and fastest growing population in the country. This means that there are many children and youth across the Territory in need of support. The Strategy will seek to enhance initiatives that address the inherent risks in having a young population. Providing support to children and youth is a priority inherent to many departments' mandates. Recognizing that many of the existing supports for children and youth that seek to enhance personal safety and resiliency are provided by other departments, the Department will look for opportunities to support those efforts.

The Strategy will continuously build information and research on the risk factors that affect children and youth. It will encourage youth to participate in crime prevention initiatives, and will help them make decisions which lead them on a path away from criminal activity.

It is important to emphasize that any programs that are aimed at the development of children and youth, should also involve parallel education and programming for their caregivers. Taking into account that children and youth are the most vulnerable, they cannot be expected to reduce the risk in their own lives.¹⁶ In order for children and youth to lead healthier lives, they need the knowledge and support of their caregivers (including adults in schools and in community settings outside the home).

Elders

Elders are an integral part of community life in Nunavut.¹⁷ Traditionally, Elders maintained a role in communities of passing on knowledge and wisdom, and guiding younger community members in decision making for communities. To this day, many Elders feel strongly about their abilities and roles in being leaders, and wish to provide mentorship to the young people in their communities.¹⁸

The *Public Engagement Report* found that Elders are often victims of abuse in Nunavut's communities.¹⁹ In fact, Elders experience higher rates of victimization in the territories than anywhere in the south of Canada.²⁰ Appendix E (Table 9)

shows that in the territories, people in the 55-89 age bracket are more likely to experience victimization, compared to people in the same age bracket in the south of Canada.

There are a few facts that can explain the risk factors that make Elders vulnerable. Elders are quite often the first wave of people in their communities who experienced settlement away from a hunting lifestyle, and who were sent to Residential Schools. This created the first wave of intergenerational trauma within families.²¹ Quite often the burden of housing multiple family members falls to the Elders in the family who possess their own residence.²² Moreover, Elders are sometimes burdened with paying for household expenses out of their pension for all family members.²³ Elders can even be pressured to provide direct financial support to family members.²⁴ The Department will continue to investigate the specific vulnerabilities that Elders face, and build more knowledge around how to increase protective factors for Elders. The Department will look for opportunities to engage the *Inuit Qaujimajatuqangit Katimajit* (Elders Committee) to ensure that the Strategy (including the initiatives within it) is culturally relevant and responsive to community needs.

The importance of Elders being included in crime prevention, and the various parts of the Justice system, has been demonstrated through the Judiciary including Elders during court sentencing of cases.²⁵ For example, Elders sit with the Judge in the courtroom and have the opportunity to speak with the accused following sentencing submissions and prior to the passing of sentence.²⁶ Engagement of Elders in community practices of crime prevention will be essential to the work of the Strategy, since Elders can offer essential knowledge to keep communities safe.

Victims of Crime

Nunavut has the highest violent victimization and household victimization incidences, where these types are categorized as the following²⁷:

- Violent victimization: sexual assault, robbery, and physical assault; and
- Household victimization: break and enter, theft of motor vehicle (or parts), theft of household property, and vandalism.

Refer to Appendix E (Tables 10 and 11) for a visual representation of the rates of violent and household victimization rates in the territories.

Statistics Canada reports that those who experience child maltreatment such as childhood physical, sexual, or emotional abuse were 2.6 times more likely to be at risk for victimization in adulthood.²⁸ Women, children, and youth experience higher rates of violent victimization if they live in the Northern territories.²⁹ Refer to Appendix E (Table

12) to see a comprehensive analysis of the demographics that are most at risk for experiencing violent victimization.

The impacts on victims can be long-lasting, and depending on their experiences, severe. Some individuals previously victimized have reported levels of Post-Traumatic Stress Disorder, others have turned to substance abuse to cope with their experiences, and some continue a cycle of violence by victimizing others in turn.³⁰ In the North, individuals being victimized are more likely to experience crime or violence by someone that is known to them, than in the south of Canada.³¹ Refer to Appendix E (Table 13) to see the types, and percentages of those types, of relationships between victim and perpetrator of violent crimes.

As such, it is important to prevent victimization, provide support for victims through the criminal justice system, as well as support to build protective factors and resiliency as part of after-care following criminal justice proceedings. The Strategy will continue to investigate the needs of victims, and collaborate with partners to enhance support services for victims.

Individuals Convicted of a Criminal Offence

One of the most important facts to remember about offending rates in Nunavut is that those who have been convicted of a criminal offence throughout the Territory were quite often exposed to violence or criminal activity at a young age, or experienced childhood trauma.³²

Nunavut has the second highest crime severity rate based on the Crime Severity Index (the levels and rate of seriousness of crime throughout Canada which are compared to each other).³³ To see a jurisdictional comparison of rates of crime, and rates of crime severity, refer to Appendix E (Table 14). Nunavut's high crime severity index rate indicates that offenders are committing very serious, and often violent, crimes.

In order to meet the needs of offenders across the Territory, it is essential that the support and services in correctional facilities, and during reintegration back into their home communities, are strong. An example of strengthened services for offenders is the comprehensive Client Needs Assessment (CNA) system, employed by Community Corrections services, in the Corrections Division. This system is designed to help its clients build resiliency by assessing how clients came to be involved in the criminal justice system, and what their needs are to move forward. The CNA is an assessment of a client's criminogenic needs (dynamic risk factors that are strongly correlated with failure in traditional forms of rehabilitation).³⁴

The efforts of the Strategy will reinforce the need to discover what education offenders need while in correctional facilities and while being reintegrated back into their home communities.

H. Action Plan

1. Build Knowledge and Raise Awareness

Goal

The Department will build a comprehensive knowledge base of the root causes of crime issues, and an inventory of crime prevention best practices and initiatives. Communities in Nunavut will have good resources at their disposal to raise awareness about crime issues, and knowledge on resources needed for intervention purposes.

Actions

1. The Department will **initiate** and **maintain a process of research** of the root causes of crime issues, and crime prevention best practices and initiatives by:
 - a. Continuously conducting research into crime issues and crime prevention as a working concept, and the kinds of programs and best practices being promoted transnationally and globally; and
 - b. Supporting opportunities for potential research partnerships between other Government of Nunavut departments, and external stakeholders.
2. The Department will **build community profiles** by gathering information about crime issues, evidence of crime prevention initiatives that are currently active in communities, and developing crime prevention best practices, to ensure the needs of communities are properly met. The community profiles will:
 - a. Be relevant and specific to each community;
 - b. Examine root causes of crime issues in the community;
 - c. Identify crime issues; and
 - d. Highlight existing crime prevention initiatives.
3. The Department will **sit** on different advisory and inter-governmental groups to **exchange information** and **cross-reference** the work of other **jurisdictions** of crime prevention best practices and incorporate, where appropriate, into Nunavut's crime prevention initiatives.

4. The Department will **raise awareness** of crime prevention by **conducting outreach** and **building capacity** in communities through training and education opportunities.
5. The Department will **develop public awareness materials** to address community needs. The materials will be:
 - a. Informed by the historical realities of Nunavut;
 - b. Information collected from the communities on current crime issues;
 - c. These materials will inform on the priority needs established by each community;
 - d. These materials could be as simple as public service announcements (PSAs) which are informational about crime prevention; and
 - e. These materials could be detailed manuals about sensitive crime issues which have trauma-informed care attention to the sensitivity of these issues.
6. The Department will **distribute** the **Strategy** at the community level and organize community events to **inform** on its **components**.
7. The Department will **create a database** of **resources** for **aid** on crime prevention and intervention for communities, and **educate** communities on what **resources** to access with regards to intervening in and preventing crime.

Short Term Outcomes

- Increased understanding of best practices on crime prevention;
- Increased awareness of historical realities, crime issues, and crime prevention initiatives; and
- Better targeting of information.

Intermediate Outcomes

- Increased use of updated knowledge base for crime prevention activities; and
- Increased information about crime issues and training opportunities on crime prevention initiatives, for Nunavummiut.

2. Strengthen Coordination of Crime Prevention Efforts

Goal

Key partners within the Department will utilize resources in a joint effort to achieve crime prevention goals and initiatives. The Department will aim programs towards target groups.

Actions

1. The Department will **establish** an **internal working group** which meets regularly to identify and develop cooperative areas for crime prevention initiatives, as well as establish a communication system between relevant staff of the working group. The mechanisms by which the group will operate will include:
 - a. A Memorandum of Understanding between the partners of the working group; and
 - b. Protocols for sharing information within the working group.
2. The Department will **create** an **inventory** of Departmental crime prevention **resources and initiatives** that are at the disposal of the Department's working group.
3. The Department will **encourage** the **partners within the Department** located in communities, such as the RCMP, the Community Justice Outreach Workers, and the Community Corrections Officers, to **coordinate a joint presentation**, as a unified Justice approach, to the hamlet council and community, when the monthly progress reports on community engagements are to be presented to the council.
4. The Department will **arrange** for regular **violence prevention programming** at the corrections facilities as well as the halfway house.
5. The Department will **arrange** and **promote** any **violence prevention programs** which can be delivered by the RCMP at schools and centres which host youth-directed programs.
6. The Department will **arrange** for **programs** that Corrections can offer for youth, which examine **education on crime prevention** at schools and centres which host youth-directed programs.
7. The Department will identify opportunities to **involve** other **Government of Nunavut departments, Nunavut Tunngavik Incorporated, Inuit Regional Organizations, Inuit Qaujimajatuqangit Katimajit** (Elders committee), and **other stakeholders** to participate in the crime prevention initiatives and goals of the internal working group where **collaboration** is a best fit.

Short Term Outcomes

- Increased information sharing between internal partners;
- More efficient use of departmental resources; and
- Increased information sharing between GN departments.

Intermediate Outcomes

- Increased effectiveness and focus of internal partners' actions, programs, and resources; and
- Increased collaboration between GN departments on crime prevention efforts.

3. Enhance Community Engagement

Goal

The Department will enable communities to lead their own community specific crime prevention initiatives.

Actions

1. The Department will **develop a crime prevention manual** which will be a “how-to” guide. The manual will provide information on: crime prevention approaches and best practices, evidence-based and culturally relevant frameworks for guidance, examples of program opportunities, and the criteria for applying to the crime prevention fund.
2. The Department will **provide support** to communities to **develop crime prevention initiatives** that meet the Department's crime prevention activities criteria through the use of this manual.
3. The Department will **establish a crime prevention fund** from which communities can apply to lead their own crime prevention initiatives. In order to apply to this fund, communities must meet the crime prevention initiatives criteria outlined in the crime prevention manual.
4. The Department will continue to **work** on active **National Crime Prevention Centre initiatives**.
5. The Department will **support**, where needed, any **community violence prevention programming** at key sites for the Strategy's target groups. These programs may be offered by agencies outside of the Department, may be different and inclusive to previously outlined crime prevention initiatives (as referred to in Action Plan items 3.2 and 3.3 above), and will be implemented specifically to address root causes. These sites could include:
 - a. Shelters and safe homes for victims; and
 - b. Drop-in centres and sites for children and youth.

Short Term Outcomes

- Increased access, by communities, to resources and supports for local-level crime prevention initiatives.

Intermediate Outcomes

- Increased community ownership and participation in local-level initiatives; and
- Increased effectiveness of crime prevention initiatives at the local-level.

4. Conduct Evaluation to Ensure Success

Goal

Through regular evaluation, coupled with a comprehensive inventory of crime issues and evidence-based initiatives, the Strategy will succeed in meeting its outcomes.

Actions

1. The Department will **form** the **Strategy's baseline** – i.e. the current picture of crime to be improved.
2. The Department will **develop** the **indicators** of success to be measured. The indicators will measure,
 - a. Impact: the effect of the Strategy on Nunavummiut.
 - b. Process: the effect of the Strategy in enhancing departmental crime prevention efforts.
3. The Department will **identify** evidence-informed and evidence-based **methods** to use for data collection.
4. The Department will **collect data** about crime issues and crime prevention initiatives to date and compare to the baseline.
5. The Department will **collect data** and **feedback** from communities on active National Crime Prevention Centre initiatives and programs to include in evaluation.
6. The Department will **develop milestones** to facilitate the tracking of **outcomes**. These milestones will be evaluated at a sequence rate of every two years (beginning at Year 1, then moving on to Year 3, and ending in Year 5).
7. The Department will **analyze and organize** the collected **data's conclusions**.
8. The Department will **report** on the **results**, **identify** what **needs to be changed**, and **implement** those **changes**.

Short Term Outcomes

- Improve tracking of crime prevention action, initiatives, and resources;
- Increased understanding of the effectiveness of evidence-based crime prevention initiatives; and
- Increased opportunities to revise and make changes to the Strategy.

Intermediate Outcomes

- Ensure effectiveness of the Strategy; and
- Increased support for evidence-based crime prevention initiatives.

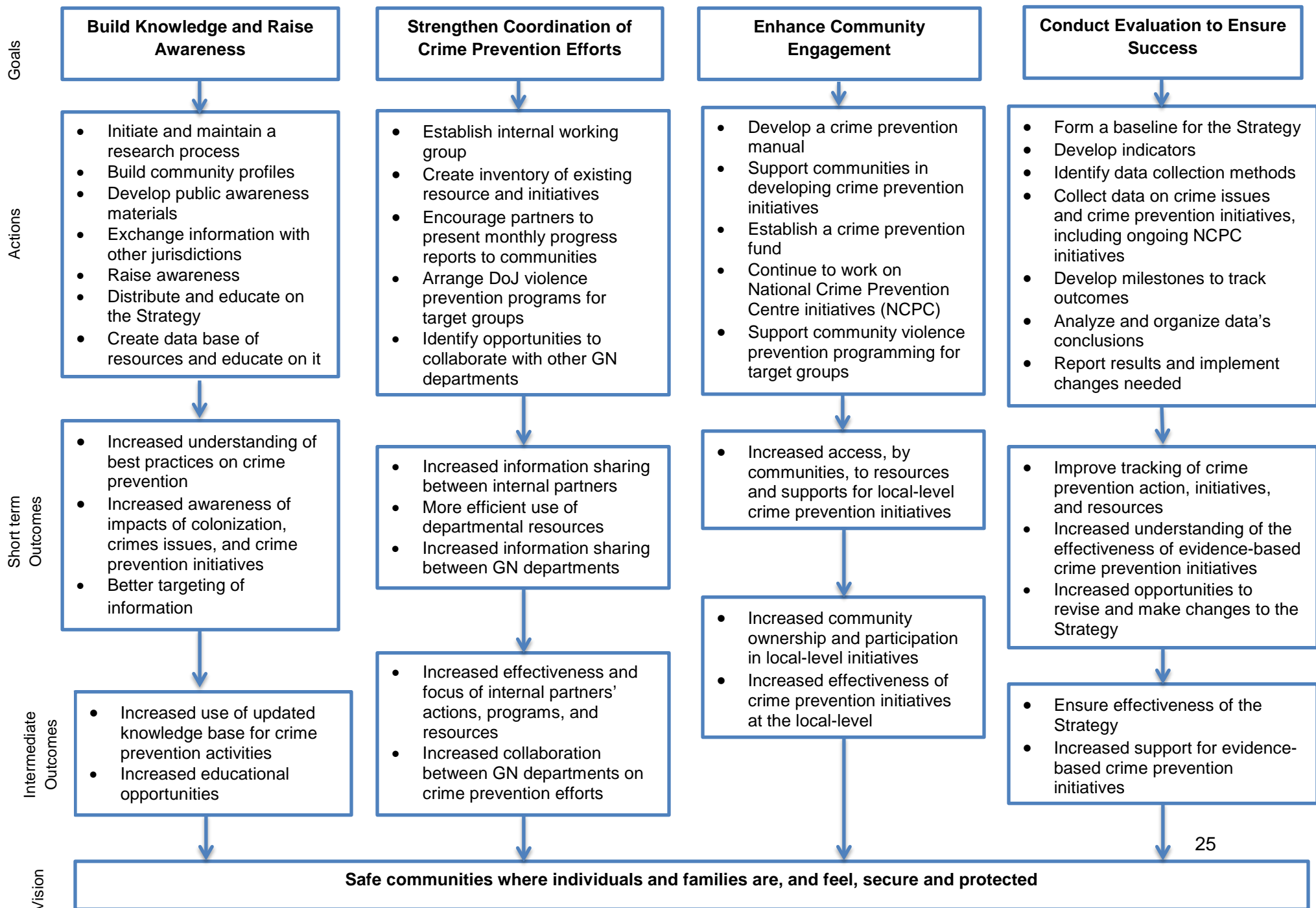
Refer to Appendix A for the Strategy's logic model.

I. Action Plan Timeline

The table below presents, in broad-based terms, the time blocks for the implementation of the action items listed under the Action Plan. These time blocks coincide with the evaluation sequence years (Year 1, Year 3, and Year 5), as explained in Goal 4.

Goals	Actions		
	Short Term: 2016-2017	Intermediate Term: 2017-2019	Long Term: 2019-2021
Build Knowledge and Raise Awareness	<ul style="list-style-type: none"> • Initiate and maintain a research process • Share knowledge with other jurisdictions • Distribute and inform on the Strategy 	<ul style="list-style-type: none"> • Build community profiles • Raise awareness about crime prevention best practices that are evidence-based • Create a database of resources and inform on it • Develop public awareness materials 	
Strengthen Coordination of Crime Prevention Efforts	<ul style="list-style-type: none"> • Establish working group • Create inventory of existing resources and initiatives • Arrange Department of Justice violence prevention programs for target groups 	<ul style="list-style-type: none"> • Encourage partners to present monthly progress reports to communities • Identify opportunities to collaborate with other Government of Nunavut departments 	
Enhance Community Engagement	<ul style="list-style-type: none"> • Continue to work on National Crime Prevention Centre (NCPC) initiatives 	<ul style="list-style-type: none"> • Develop a crime prevention manual • Establish a crime prevention fund • Support communities in developing crime prevention initiatives • Support community violence prevention programming for target groups 	
Conduct Evaluation to Ensure Success	<ul style="list-style-type: none"> • Form a baseline for the Strategy • Develop indicators • Identify data collection methods • Develop milestones to track outcomes 	<ul style="list-style-type: none"> • Collect data on crime issues and crime prevention initiatives, including ongoing NCPC initiatives • Analyze and organize data's conclusions 	<ul style="list-style-type: none"> • Report results of overall strategy and implement changes needed

J. Appendix A: The Strategy's Logic Model



J. Appendix B: Conceptual Approaches

Crime Prevention Approaches

There are four widely recognized crime prevention approaches: crime prevention through social development, crime prevention through environmental design, situational crime prevention, and community-based crime prevention. This section provides an overview of these four approaches with the following information: a definition; a hypothetical scenario to illustrate the use of the approach in crime prevention; a solution which illustrates how the approach could be applied to the hypothetical scenario; and the Inuit societal values which are consistent with the approach.

1. *Crime Prevention through Social Development (CPSD)*

- Definition: This approach focuses on building life skills in individuals and addressing the underlying factors in communities that lead to crime. CPSD places an emphasis on examining root causes, including adverse childhood experiences, as reasons for why individuals engage in crime.³⁵
- Scenario: Many people within a community experience high rates of crime, either by committing it or being victimized by it. In addition, many people in this community who are involved with the criminal justice system, and even those who are not, experience a high amount of risk factors from a young age for heading down a path involving crime.
- Solution: A CPSD initiative might be to educate people within this community on crime or violence risk factors, in schools or community groups, to build knowledge around these issues and how they impact people, in order to build protective factors. Another example might be to hold a skills-based workshop or learning opportunity like hunting or crafts sewing, and incorporating counselling and healing aspects throughout the teaching of that skill, which would also build protective factors.
- Inuit societal values: CPSD is consistent with a large number of Inuit societal values including: *Inuuqatigiitsiarniq* (respecting others, relationships and caring for people), *Tunnganarniq* (fostering good spirit by being open, welcoming and inclusive), *Pijitsirniq* (serving and providing for family and/or community), *Aajiiqatigiinni* (decision making through discussion and consensus), *Pilimmaksarniq/Pijariuqsarniq* (development of skills through observation, mentoring, practice, and effort), *Piliriqatigiinni/Ilkajuqtigiinni* (working together for a common cause) and *Qanuqtuurniq* (being innovative and resourceful).

2. *Crime Prevention through Environmental Design (CPTED)*

- Definition: This approach promotes the planning of safer communities through design processes of the physical environment based on relationships between the environment and social behaviours.³⁶
- Scenario: A community is experiencing high rates of violent crimes such as physical or sexual assaults in certain neighbourhoods, or areas of a neighbourhood, like dark alley ways.
- Solution: A potential CPTED initiative might be to put more lighting around that municipal area to make the streets more visible and safer, for those potentially victimized by random attacks, to get around those neighbourhoods.
- Inuit societal values: CPTED is consistent with *Avatittinnik Kamatsiarniq* (respect and care for the land, animals and the environment) and *Qanuqtuurniq* (being innovative and resourceful).

3. *Situational Crime Prevention (SCP)*

- Definition: This approach is based on the idea that limiting opportunities for crime, such as policy implementation or putting in place environmental or personnel components, will reduce crime.³⁷
- Scenario: Within a community, high rates of vandalism or shoplifting are occurring around a business area.
- Solution: A SCP solution might be to place signage indicating that one cannot stand around outside of the business area (the sign might say “no loitering”) unless they actually have business or shopping to do there. Similarly, the business might hire security personnel to monitor the area to reduce instances of vandalism or theft.
- Inuit societal values: SCP is consistent with *Qanuqtuurniq* (being innovative and resourceful) and *Pijitsirniq* (serving and providing for family and/or community).

4. *Community-based Crime Prevention (CBCP)*

- Definition: This approach focuses on the idea that low social cohesion in communities creates a low form of social control, which creates patterns of crime. Crime prevention programs in this model seek to enhance activities which cause communities to interact more, so that crime instances might be reduced.³⁸
- Scenario: A community is experiencing high levels of community wide crime activity like vandalism, theft, and break and enters, with many different kinds of people engaging in these kinds of behaviours.

- Solution: CBCP initiatives could include hosting more community or social events for residents to attend, or creating socially inclusive groups or spaces for residents of the community to spend their leisure time.
- Inuit societal values: CBCP is consistent with *Tunnganarniq* (fostering good spirit by being open, welcoming and inclusive), *Piliriqatigiinniq/Ikajuqtigiinniq* (working together for a common cause) and *Aajiiqatigiinniq* (decision making through discussion and consensus).

K. Appendix C: Inuit Iliqqusituqangit – Traditional Inuit Ways

During the *Public Engagement* sessions, Nunavummiut stated that Inuit knowledge, skills and values should form the basis for the Strategy. *Inuit Qaujimajatuqangit* has therefore been at the forefront of building the Strategy.

Inuit Qaujimajatuqangit is the term for Inuit traditional knowledge, which entails information passed down through oral history, customs and traditions. It encompasses all aspects of traditional Inuit culture including values, world views, language, social organization, knowledge, life skills, perceptions and expectations.³⁹

Inuit Qaujimajatuqangit means knowing the land, names, locations and their history. It means knowledge of Arctic environments, snow, ice, water, weather and the environment around us. It also means being in harmony with people, land, living things and respecting them.

Ilagiingniq – Being a Family⁴⁰

Inuit have strong ties with their family. Family structure and extended kin through blood and names have enabled Inuit to live and survive in a challenging environment. The unity between families is strengthened through marriage, through a child being named after a loved one that has passed away, and through friendship.

Within every family, there were family and societal protocols that were strictly followed. The family protocols, which stemmed from a society that did their utmost to maintain harmony, peace and life, were taught and passed on in a variety of ways; through stories, guidance, mentoring, and by example.

The societal protocols were fine-tuned over many years, well known and understood. The societal values focused not just on maintaining harmony with each other, but grounded in their relationship with their environment: the land, the sea, and the sky and all those that lived within them.

To indicate the value and the strengths of societal protocols, one could best describe them as *maligait*: 'to follow' or 'to adhere to'. Today, to further strengthen a deep and honourable system that worked for Inuit for many years, they can be described as 'laws', or best known as 'Inuit Laws'.

Inuuqatigiittiarniq – Maintaining Harmony/Peace⁴¹

Sometimes living in small places with family members, Inuit focused on living well together.

The concept of *Inuuqatigiittiarniq* is to promote harmony with others, living well together, and taking care of each other. This is one of the foundational values that Inuit have always strived to promote in daily living. Many believe that this value, if encouraged and embraced at all levels of community life, will strengthen that community.

Inuuqatigiittiarniq is to embrace togetherness, a sense of belonging, identity, and family. It means showing respect and having a caring attitude for others. *Inuuqatigiittiarniq* values are ancient, inclusive and achievable, in any setting and at any time. Elders, family members, and leaders have articulated the importance of *Inuuqatigiittiarniq* in a variety of different ways and in a variety of different sayings.

Whichever way this value is articulated, Inuit believe that *Inuuqatigiittiarniq* can live in all of us. Each of us can take responsibility in our actions and words to strengthen *Inuuqatigiittiarniq*. Elders believe if we live the values of *Inuuqatigiittiarniq*, it will lead to fewer acts of breaking laws or rules. Ultimately, embracing *Inuuqatigiittiarniq* means finding solutions to create peace.

Justice from an Inuit perspective focused on *Inuuqatigiittiarniq*. Elders determined actions required for individuals breaking a law. The severity of the punishment depended on the incident and the impact it would have on the camp.

L. Appendix D: A List of Risk and Protective Factors⁴²

Generally, risk and protective factors are positive or negative conditions that can have an impact on an individual's life and choices. The tables below are lists of potential risk factors and protective factors that can contribute to, or mitigate, instances of crime at the individual, family, and community level.

Table 1: Risk Factors

Level	Examples
Individual	Demographic factors
	Aggression, particularly early onset aggressive behaviour
	Antisocial beliefs, attitudes and behaviours, including early onset antisocial behaviour and conduct problems, and psychopathy/callous-unemotional traits
	Impulsivity
	Gang membership
	Poor academic performance
	Poor school attendance, including suspension, expulsion, truancy and dropping out
	Low school bonding
	Social isolation
	Lack of positive adult role models
	Substance abuse
	Homelessness
	Unemployment or underemployment
	Low literacy
	Low educational attainment
	Poor physical or mental health
	Recent discharge from institutional or government care (i.e. foster care, correctional facility)
	Spending time with peers who engage in delinquent or risky behaviour
	Less exposure to positive social opportunities because of bullying and rejection
	Antisocial/criminal family members, including parents and siblings
Parent-child separation, which may be either permanent or temporary, resulting from family disruptions, including out-of-home placement (e.g., foster care or other residential or institutional care)	
Parental conflict, including witnessing domestic violence	
Strong belief or sense that one "will end up a criminal"	

Family	Poor family management practices, including lack of parental monitoring and supervision, harsh, inconsistent and/or lax discipline, and low parental support
	Child maltreatment, including physical, sexual and emotional abuse, and physical and emotional neglect
	Parental and/or sibling criminality
	Anti-social parents with attitudes that support violence
	Family conflicts
	Parents with substance abuse problems
	Physical abuse and neglect
	Family violence
	History of poor treatment
	Unstable family income
	Broken home
	Family mobility
	Mental health of parents
	Inexperienced parent
	Single parent family
	Presence of young offenders
	Crime in the area
	Presence of youth gangs
	Availability of drugs and firearms
	Poverty
	Family members in the criminal justice system
	Have lost someone special from their life.
	Community disadvantage
Community safety/violence	
Community	Lack of services (social, recreational, cultural etc.)
	Presence of neighbourhood crime
	Racism and other structural barriers
	Social norms condoning violence
Societal	Racism and other structural barriers
	Social norms condoning violence

Table 2: Protective Factors

Level	Examples
Individual	Strong social support networks, including positive peer groups and friendships – can address and talk about problems or tough times
	Positive adult role models and/or mentors
	Sufficient income
	Stable housing
	Success at school
	Higher educational attainment
	Good physical, mental, emotional, and spiritual health
	Healthy prenatal and early childhood development
	Good conflict resolution and emotional self-regulation skills
	High awareness of determinants of well-being
	Engagement in healthy and safe activities with peers during leisure time (e.g., clubs, sports, other recreation)
	Children and youth – at least one caring adult in their lives who is interested in their life
	Likes going to school, and puts in effort while attending
	Strong self-esteem
	Positive health habits – eating and sleeping well
	Can cope well with problems or tough times
	Completes tasks and goals
	Strong sense of personal decision-making and control over one’s life
	Desire to deal with the problems in one’s life
	Family
Positive support within the family	
Respect for friends by parents	
Closeness between parents and children (affection)	
Consistent disciplinary methods	
Good parenting skills, parental supervision, and parental involvement	
Parental level of education	
Financial stability	
Stability of the family unit	
Integration of families into the life of the community	
Children and youth – have a sense of contribution around household management and to family	
Community	Participation in traditional healing
	Participating in traditional cultural activities

	Schools that provide a safe environment
	A community and neighbourhood that promote and foster healthy activities for youth
	School activities involving the family
	Availability of services (social, recreational, cultural etc.)
	Relationships established with neighbours

M. Appendix E: Statistical Tables

Profile of Crime in Nunavut

Table 3: Percentage of youth demographic in the territories and Canada

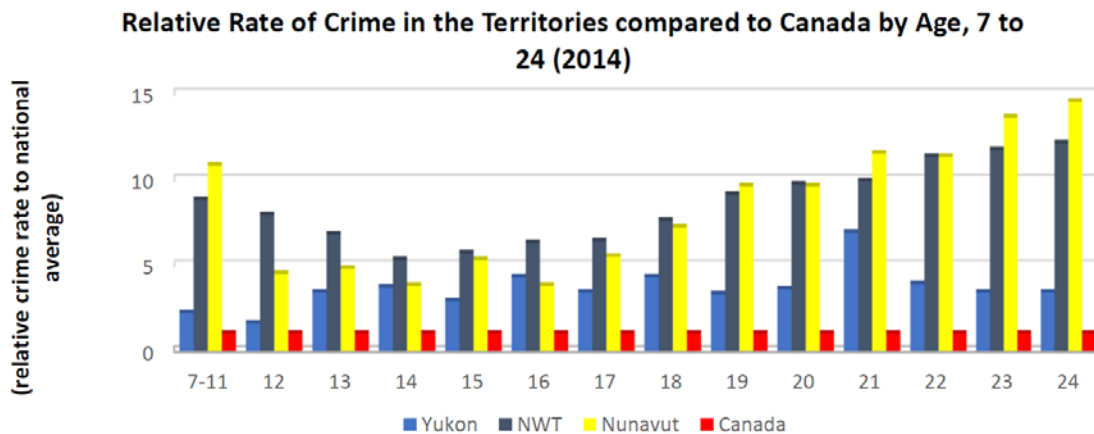
The table below demonstrates that 33% of the population of Nunavut is between the ages of 7-24, indicating that a large portion of the population is young.

Percentage of Population Aged 7 to 24 in 2014	
Canada	21%
Yukon	21%
Northwest Territories	26%
Nunavut	33%

Source: Northern Crime Prevention Project, Preliminary Report, Northways Consulting, 2016

Table 4: Peak age of committing crimes in the territories and Canada

The table below is a comparison of the average age at which crime is committed for each of the three territories, against the rest of Canada. What is interesting to note, is that the peak age for committing crime in Nunavut is 24 years of age, compared to 18 years of age being the peak for the rest of Canada.



Source: Northern Crime Prevention Project, Preliminary Report, Northways Consulting, 2016

Table 5: Percentages of adults admitted to correctional services, by sex and race

The table below is showing the demographic characteristics of those who are clients of corrections services across Canada. Nunavut's statistics show that 95% of those in custody (housed in a corrections facility either on remand or serving a sentence) are men.

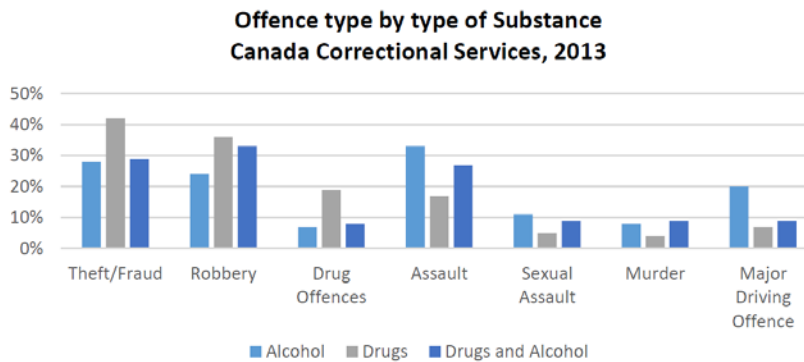
Table 4
Admissions to adult correctional services, by characteristic of persons admitted, type of supervision and jurisdiction, 2013/2014

Jurisdiction	Custody		Community		Total correctional supervision	
	Female	Aboriginal	Female	Aboriginal	Female	Aboriginal
Newfoundland and Labrador	11	23	22	22	17	22
Prince Edward Island	15	2	23	4	20	3
Nova Scotia	12	11	22	7	17	8
New Brunswick	15	9	23	8	18	9
Quebec	10	3	16	5	12	5
Ontario	13	12	19	10	15	11
Manitoba	19	77	26	56	21	64
Saskatchewan	12	79	23	71	17	74
British Columbia	11	33	20	25	16	27
Yukon	13	75	24	55	20	59
Northwest Territories	6	90	23	84	11	87
Nunavut	6	100	19	100	12	100
Provincial and territorial total	13	26	20	23	15	24

Note: Admissions represent movement from one legal status to another. For instance an individual who moves from remand to sentenced custody is counted as one admission to remand and one to sentenced custody. The calculation of percentages excludes admissions for which the information was unknown. Figures may not add up due to rounding.
Source: Statistics Canada, Canadian Centre for Justice Statistics, Adult Correctional Services Survey, 2013/2014.

Table 6: Percentage of offences committed while under the influence of substances

The table below demonstrates what type of substance offenders were under while committing various types of crime. Most violent crimes such as physical assault, sexual assault, or murder were committed while under the influence of alcohol, and mischief oriented crimes such as robbery, theft, or drug offences were committed while under the influence of drugs.



Source: Northern Crime Prevention Project, Preliminary Report, Northways Consulting, 2016

Target Groups

Table 7: Jurisdictional rates of police-reported family violence

The table below reports that Nunavut's rate of family violence is the highest in Canada.

Police-Reported Violent Offences Against Family Members, by Province and Territory		
	Total Violent Crime	
	Number	Rate¹
Nunavut	1,097	3,294
Canada	94,839	279
Prince Edward Island	1,548	305
Newfoundland and Labrador	328	227
Nova Scotia	2,309	246
New Brunswick	2,122	283
Quebec	25,887	328
Ontario	24,930	190
Manitoba	4,856	402
Saskatchewan	6,043	583
Alberta	12,108	321
British Columbia	12,306	271
Yukon	300	867
Northwest Territories	1,005	2,304

Note to Readers:

1. ¹ Rates are calculated per 100,000 population aged 15 years and older.

2. Numbers and rates excludes incidents where the sex and/or age of victim was unknown and where the relationship between the victim and the accused was unknown.

For more statistical information, visit our website at <http://www.stats.gov.nu.ca/en/home.aspx>.

Table 8: Rates of victimization of family violence for children and youth

The table below demonstrates further that the rate of family violence for children under the age of 17 is the highest in Nunavut compared to other jurisdictions.

Table 3.7
Child and youth victims (0 to 17 years) of police-reported family violence, by province and territory, 2013

Province and territory	Victims of family violence ¹	
	number	rate ²
Newfoundland and Labrador	298	319.7
Prince Edward Island	71	262.8
Nova Scotia	502	302.2
New Brunswick	443	324.2
Quebec	4,679	311.2
Ontario	4,445	166.2
Manitoba	1,077	386.6
Saskatchewan	1,151	465.3
Alberta	1,970	223.8
British Columbia	1,762	210.4
Yukon	43	577.3
Northwest Territories	111	1,005.1
Nunavut	190	1,474.8
Canada	16,742	243.5

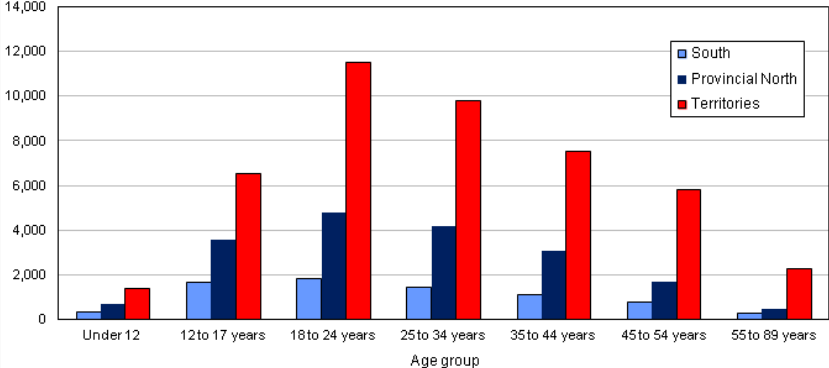
1. Family violence refers to violence committed by parents (biological, adoptive, step, foster), siblings (biological, adopted, step, half, foster), extended family and spouses.
 2. Rates are calculated on the basis of 100,000 populations. Populations based upon July 1st estimates from Statistics Canada, Demography Division.
 Note: Excludes incidents where the sex and/or age of victim was unknown and where the relationship between the victim and the accused was unknown. Excludes spousal victims under the age of 15 years. Excludes a small number of victims in Quebec whose age was unknown but was miscoded as 0.
 Source: Statistics Canada, Canadian Centre for Justice Statistics, Incident-based Uniform Crime Reporting Survey.

Table 9: Rates of victimization by age bracket in the territories, compared to the south of Canada

The table below shows that those in the 55-89 age bracket experience higher rates of victimization in the Northern territories, compared to the rates of victimization for people in the same age bracket in the south of Canada.

Chart 6
Rate of victims of police-reported violent crime, by age and north-south region, 2013

rate per 100,000 population



Note: Excludes victims where age was unknown or over 89 as well as a small number of victims in Quebec whose age was unknown but was miscoded as 0. Rates are calculated per 100,000 individuals based on the population in each age category. Provincial North encompasses the northern regions of Newfoundland and Labrador, Quebec, Ontario, Manitoba, Saskatchewan, Alberta and British Columbia. South refers to the southern regions of these provinces as well as Prince Edward Island, Nova Scotia and New Brunswick.
 Source: Statistics Canada, Canadian Centre for Justice Statistics, Uniform Crime Reporting Survey.

Table 10: Rates of violent victimization in the territories, comparing 2009 from 2014

This table is showing that Nunavut has the highest rate of those victimized by violent crimes (sexual assault, physical assault, and robbery).

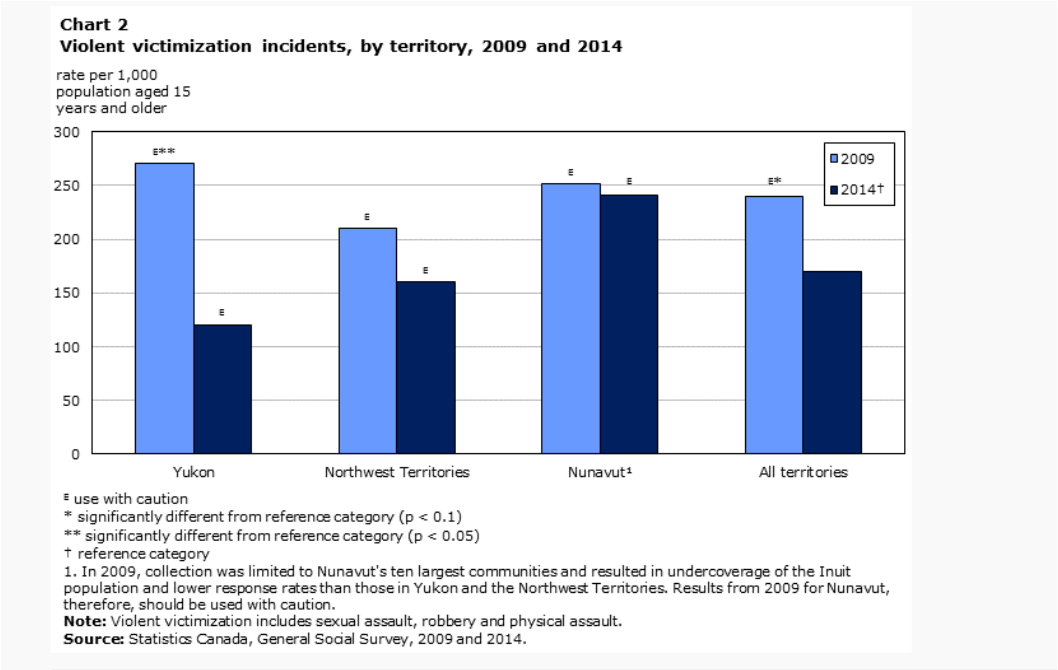


Table 11: Rates of household victimization in the territories, comparing 2009 from 2014

The table below shows that Nunavut has the highest rate of those victimized by household crimes (break and enter, theft of motor vehicle (or parts), theft of household property, and vandalism).

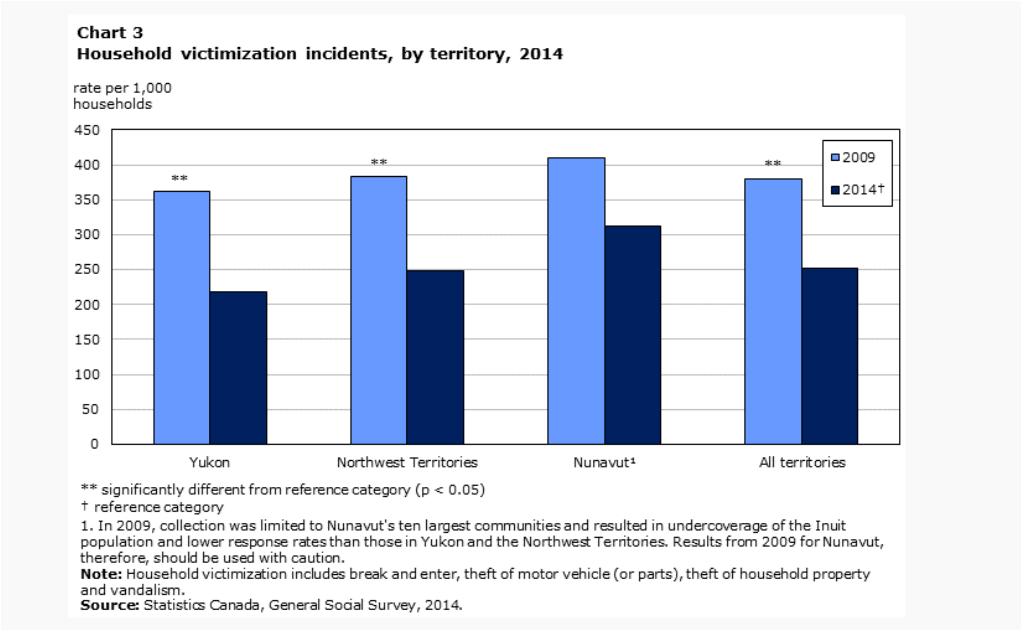


Table 12: Rates of violent victimization, comparing the territories from the south of Canada, by characteristics

The table below is demonstrating the demographics most often victimized by violent crimes (physical assault, sexual assault, robbery) as reported to the police. This data suggests that women, children, and youth below the age of 24 years are most often the victims of these types of crime.

Table 9
Characteristics of victims of police-reported violent crime, by north-south region, 2013

Characteristics	South	Provincial North	Territories	Total
	rate per 100,000 population			
Sex¹				
Male	868	1,871	4,734	942
Female	892	2,388	7,236	998
Total	880	2,126	5,963	970
Age group²				
Under 12	319	695	1,357	349
12 to 17 years	1,660	3,555	6,516	1,801
18 to 24 years	1,822	4,803	11,506	2,036
25 to 34 years	1,455	4,152	9,793	1,640
35 to 44 years	1,118	3,060	7,538	1,246
45 to 54 years	769	1,681	5,831	838
55 to 89 years	271	463	2,287	286
Total²	877	2,137	5,988	968
Relationship of accused to victim		percent		
Spouse or ex-spouse	13	11	10	12
Other close family	10	11	11	10
Extended family	3	7	10	4
Intimate partner or former intimate partner	14	19	20	14
Friend or acquaintance	33	37	39	34
Stranger	28	15	9	26
Total³	100	100	100	100

¹ Excludes victims where sex was unknown.

² Excludes victims where age was unknown or over 89 as well as a small number of victims in Quebec whose age was unknown but was miscoded as 0.

³ Excludes victims where the relationship to accused was unknown. This may include incidents where no accused was identified (ex. unsolved homicides).

Note: Provincial North encompasses the northern regions of Newfoundland and Labrador, Quebec, Ontario, Manitoba, Saskatchewan, Alberta and British Columbia. South refers to the southern regions of these provinces as well as Prince Edward Island, Nova Scotia and New Brunswick. Rates are calculated per 100,000 individuals based on the population in each age and or sex category. Total rates by sex and age differ as a result of noted exclusions. Percentages may not total 100% due to rounding.

Source: Statistics Canada, Canadian Centre for Justice Statistics, Uniform Crime Reporting Survey.

Table 13: Percentage of relationship status of victims to perpetrators for violent crimes, comparing the territories from the south of Canada

The table below demonstrates that more often in the Northern territories, people victimized by a crime may be more likely to know the person victimizing them, than in the south of Canada.

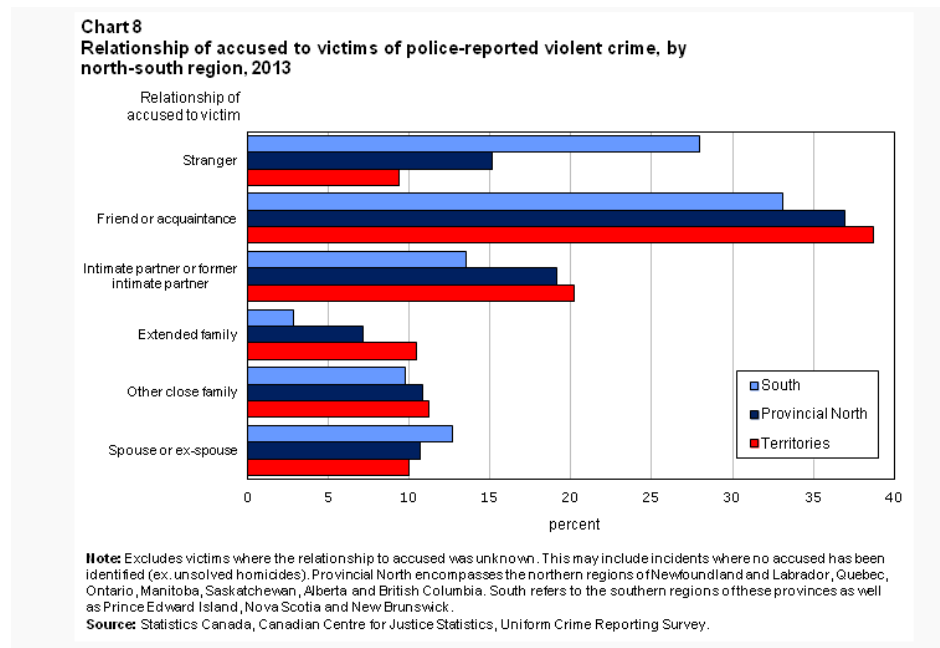


Table 14: Jurisdictional rates of overall crime and crime severity, comparing 2014 from 2015

The table below shows that Nunavut has the second highest crime severity rate (the rate of serious crime, like violent crime) in Canada, and that the Territory's overall crime rate increased from 2014 to 2015 (how much crime is committed Nunavut).

Police-Reported Crime Severity Index and Crime Rate, by Province and Territory, 2015				
	2015	2015 Compared to 2014	2015	2015 Compared to 2014
	Crime Severity Index		Crime Rate	
	Index	% Change	Rate	% Change
Nunavut	270.2	-4	32,495	4
Canada	69.7	5	5,198	3
Newfoundland and Labrador	65.6	5	5,793	4
Prince Edward Island	49.7	-10	4,141	-12
Nova Scotia	61.9	-7	4,970	-9
New Brunswick	63.0	12	4,933	10
Quebec	55.7	-3	3,387	-3
Ontario	50.6	2	3,547	0
Manitoba	104.3	8	8,161	5
Saskatchewan	135.8	10	11,178	6
Alberta	102.3	18	7,957	12
British Columbia	94.7	4	7,844	3
Yukon	183.6	-2	23,605	0
Northwest Territories	319	10	44,316	1

Notes:

1. Rates are calculated on the basis of 100,000 population.
2. The Crime Severity Index (CSI) is based on Criminal Code Incidents, including traffic offences, as well as other federal statute violations. For the CSI, the base index was set at 100 for 2006 for Canada. The crime rate is based upon Criminal Code incidents, excluding traffic offences. Percentage changes are based on unrounded rates. Populations are based on Statistics Canada's July 1 estimates.

For more statistical information, visit our website at <http://www.stats.gov.nu.ca/en/home.aspx>.

Endnotes

¹ Statistics Canada, Police-reported crime in Canada's Provincial North and Territories, 2013 (<http://www.statcan.gc.ca/pub/85-002-x/2015001/article/14165-eng.htm>)

² Qikiqtani Inuit Association, Qikiqtani Truth Commission Final Report: Achieving Saimaqatiqingniq, 2013 (http://qtcommission.ca/sites/default/files/public/thematic_reports/thematic_reports_english_final_report.pdf)

³ Public Safety Canada: Risk and Protective Factors (<http://www.publicsafety.gc.ca/cnt/cntrng-crm/crm-prvntn/fndng-prgrms/rsk-fctrs-eng.aspx>)

⁴ Public Safety Canada, Glossary of Key Terms in Crime Prevention (<http://www.publicsafety.gc.ca/cnt/cntrng-crm/crm-prvntn/tls-rsrcs/glssry-ky-trms-eng.aspx>)

⁵ Public Safety Canada, Risk and Protective Factors (<http://www.publicsafety.gc.ca/cnt/cntrng-crm/crm-prvntn/fndng-prgrms/rsk-fctrs-eng.aspx>)

⁶ Northern Crime Prevention Project, Preliminary Report, Northways Consulting, June 2016

⁷ Ibid

⁸ Nunavut Bureau of Statistics, Nunavut Adults 18 and Over Charged by Select Violations by Region and Sex, 1999 to 2014.xlsx (<http://www.stats.gov.nu.ca/en/Social%20crime.aspx>)

⁹ Public Safety Canada, Family-based Risk and Protective Factors and their Effects on Juvenile Delinquency: What Do We Know? (<http://www.publicsafety.gc.ca/cnt/rsrscs/pblctns/wht-knw/index-eng.aspx>)

¹⁰ The Public Engagement Report for the Crime Prevention Strategy, Government of Nunavut, 2015

¹¹ Nunavut Liquor Act Review Task Force, A New Approach: Halting the Harm, Final Report and Recommendations, 2012 (http://gov.nu.ca/sites/default/files/files/Finance/NLCAAnnualReports/Halting_the_Harm_Final_.pdf)

¹² Family Violence in Canada: A Statistical Profile 2013, Canadian Centre for Justice Statistics (<http://www.statcan.gc.ca/pub/85-002-x/2014001/article/14114-eng.pdf>)

¹³ The Public Engagement Report for the Crime Prevention Strategy, Government of Nunavut, 2015

¹⁴ Ibid

¹⁵ Ibid

¹⁶ Canadian Red Cross, Ten Steps/Inuit Qaujimajatuqangit Framework with Elders Consultation, 2016 (http://www.redcross.ca/crc/documents/Where-We-Work/Canada/Yukon-%20NWT-%20Nunavut/Ten-Steps_IQ-Framework_English-PDF.pdf)

¹⁷ Inuit Qaujimajatuqangit: The Role of Indigenous Knowledge in Supporting Wellness in Inuit Communities in Nunavut, National Collaborating Centre for Aboriginal Health, 2010 (<http://www.nccah->

cnsa.ca/docs/fact%20sheets/child%20and%20youth/Inuit%20caring%20EN%20web.pdf

¹⁸ Canadian Red Cross, Ten Steps/Inuit Qaujimajatuqangit Framework with Elders Consultation, 2016 (http://www.redcross.ca/crc/documents/Where-We-Work/Canada/Yukon-%20NWT-%20Nunavut/Ten-Steps_IQ-Framework_English-PDF.pdf)

¹⁹ The Public Engagement Report for the Crime Prevention Strategy, Government of Nunavut, 2015

²⁰ Statistics Canada, Police-reported crime in Canada's Provincial North and Territories, 2013 (<http://www.statcan.gc.ca/pub/85-002-x/2015001/article/14165-eng.htm>)

²¹ Pauktuttit Inuit Women of Canada, National Strategy to Prevent Abuse in Inuit Communities: Environmental Scan of Inuit Elder Abuse Awareness, 2011 (http://pauktuttit.ca/wp-content/blogs.dir/1/assets/04-Inuit-Elder-Abuse-Scan_EN.pdf)

²² Ibid

²³ Ibid

²⁴ Ibid

²⁵ Nunavut Court of Justice (<http://www.nunavutcourts.ca/nunavut-court-of-justice>)

²⁶ Ibid

²⁷ Statistics Canada, Criminal victimization in the territories, 2014

(<http://www.statcan.gc.ca/pub/85-002-x/2016001/article/14470-eng.htm>)

²⁸ Ibid

²⁹ Statistics Canada, Police-reported crime in Canada's Provincial North and Territories, 2013 (<http://www.statcan.gc.ca/pub/85-002-x/2015001/article/14165-eng.htm>)

³⁰ Statistics Canada, Criminal victimization in the territories, 2014

(<http://www.statcan.gc.ca/pub/85-002-x/2016001/article/14470-eng.htm>)

³¹ Statistics Canada, Police-reported crime in Canada's Provincial North and Territories, 2013 (<http://www.statcan.gc.ca/pub/85-002-x/2015001/article/14165-eng.htm>)

³² Nunavut Tunngavik Incorporated, Annual Report on the State of Inuit Culture and Society 13-14, Examining the Justice System in Nunavut

(<https://www.tunngavik.com/files/2014/10/2013-14-SICS-Annual-Report-ENG.pdf>)

³³ Nunavut Bureau of Statistics, Police-reported Crime Statistics 2015

(<http://www.stats.gov.nu.ca/en/Social%20crime.aspx>)

³⁴ Corrections Case Management Training, Corrections Division, Department of Justice, Government of Nunavut, 2016

³⁵ Ibid

³⁶ Northern Crime Prevention Project, Preliminary Report, Northways Consulting, June 2016

³⁷ Ibid

³⁸ Ibid

³⁹ Government of Nunavut, Department of Culture and Heritage

(<http://www.ch.gov.nu.ca/en/Incorporating%20Inuit%20Societal%20Values%20Report.pdf>)

⁴⁰ Rights, Responsibilities and Justice, Grade 10 module, Department of Education, Government of Nunavut

⁴¹ Ibid

⁴² The Public Engagement Report for the Crime Prevention Strategy, Government of Nunavut, 2015; Statistics Canada, Family-Based Risk and Protective Factors and their Effects on Juvenile Delinquency: What Do We Know? (<http://www.publicsafety.gc.ca/cnt/rsrscs/pblctns/wht-knw/index-en.aspx>); Statistics Canada, Major Risk Factors for Antisocial and Delinquent Behaviour among Children and Youth (<http://www.publicsafety.gc.ca/cnt/rsrscs/pblctns/2013-mjr-risk-fctrs-ntscl/index-en.aspx>); Youth.Gov, Risk and Protective Factors (<http://youth.gov/youth-topics/juvenile-justice/risk-and-protective-factors>); Youth Justice Board, Role of Risk and Protective Factors (http://yjbpublications.justice.gov.uk/en-gb/Resources/Downloads/Role_of_risk_and_protective_factors_fullreport.pdf)