



CONTRACTING & PROCUREMENT ACTIVITY REPORT

For the year
ended March
31, 2016

Table of Contents

OVERVIEW	1
SUMMARY OF SECTION A—MAJOR CONSTRUCTION CONTRACTS.....	2
SUMMARY OF SECTION B—O&M EXPENDITURES.....	3
SOLE SOURCE COMPARISON.....	8
SECTION A: MAJOR CONSTRUCTION CONTRACTS - DETAILED LIST	10
SECTION B: OPERATIONS AND MAINTENANCE CONTRACTS DETAILED LIST	11
AIR CHARTERS	12
LEASES - PUBLIC HOUSING AND STAFF HOUSING.....	13
LEASES - PUBLIC HOUSING AND STAFF HOUSING (Continued from last page).....	14
PROFESSIONAL SERVICES	15
MAINTENANCE	16
MAINTENANCE (Continued from last page)	17
GOODS	18

OVERVIEW

Purpose

The purpose of this report is to support the integrity and transparency in Government Contracting Practices through annual reporting activities. It enhances the transparency of Government Contracting Practices while presenting meaningful and useful information in a timely manner.

Introduction

The organization of this report is based on the Government of Nunavut's (GN) Contracting Procedures and information available from Nunavut Housing Corporation's databases. The report provides statistical information and contract details about the Nunavut Housing Corporation's contracts and operating and maintenance expenditures for the fiscal year 2015 - 2016.

Report Overview

The report focuses on the distribution of contracts awarded to companies in accordance with their NNI registration identification (NNI status). The registration IDs are noted below.

NTI / INUIT:	Inuit owned business registered with NTI
NNI:	Government of Nunavut registered business
Local:	Locally registered company with the Municipality in which the work is being performed (must also be NTI and/or NNI registered to qualify as local).
Other:	None of the above.

In the supporting data sheets, a company that is both NTI and NNI (NTI/NNI) registered is classified in the summary information under NTI; and a company with the triple registration NTI, NNI and Local (NTI/NNI/Local) is classified under NTI as are companies with dual NTI and local registration. Companies without NTI or NNI are grouped under 'other'.

The detailed contract information is organized into **Section A** and **Section B**.

Section A deals with 'Major Construction'. As per the Government of Nunavut's Contracting Procedures Manual, the data in Section A includes contracts with a value of \$25,000 or greater.

Section B is devoted to the operating and maintenance expenditures and includes Goods, Services, Maintenance, Leases and all other contracts over \$5,000.

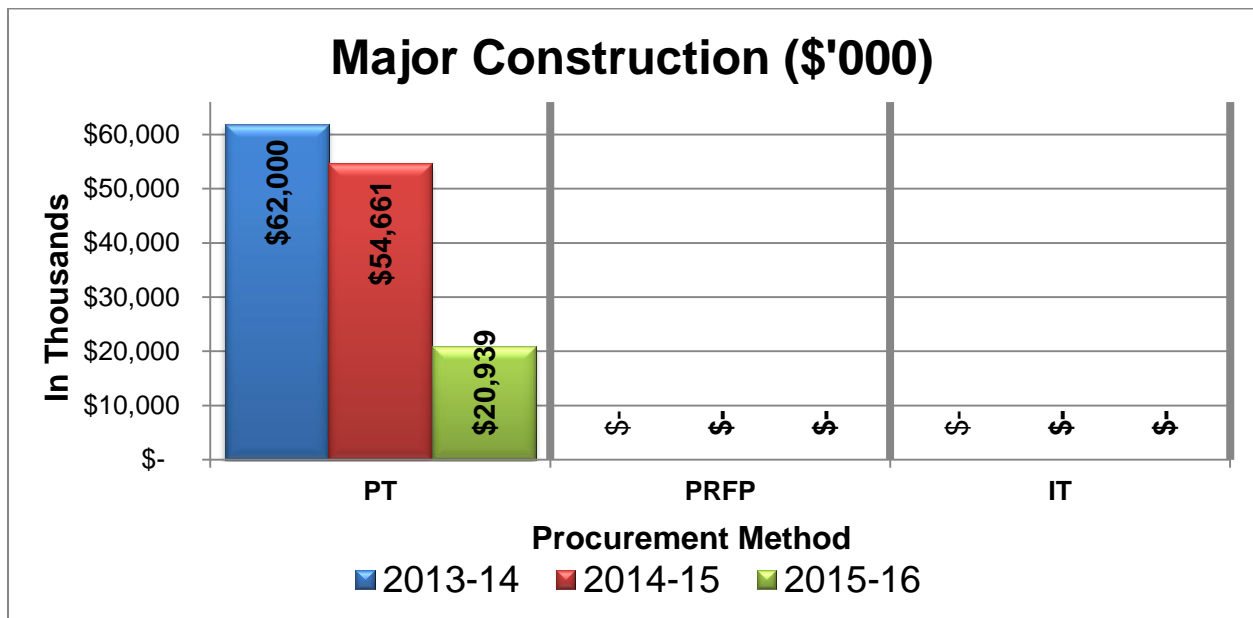
SUMMARY OF SECTION A—MAJOR CONSTRUCTION CONTRACTS

This section contains all major construction contracts of \$25,000 or higher that were awarded during the fiscal year 2015 -2016.

CONTRACT TYPE	AMOUNT	PERCENTAGE
Public Tender	\$ 20,939,438	100%
Sole Source	0	0%
Invitational	0	0%
Public Request for Proposal	0	0%
Negotiated Contract	0	0%
Standing Offer Agreement	0	0%
Total	\$ 20,939,438	100%

NNI STATUS	AMOUNT	PERCENTAGE
NTI/Inuit	\$7,280,288	35%
NNI	\$7,420,030	35%
LOCAL	0	0%
OTHER	\$6,239,120 ¹	30%
Total	\$20,939,438	100%

The information was recorded at the time the contract was awarded. The award value does not reflect the amount actually paid out. If information is required on the current status of the contract, that can be provided upon request. While the NHC strives for transparency, it is to be noted that proprietary information may not be released for contractual and legal reasons.



¹ These projects (\$6,239,120) were included in the 2014-2015 Contracting and Procurement Report in error as the contract was awarded on April 20, 2015. Prior year comparatives have been adjusted.

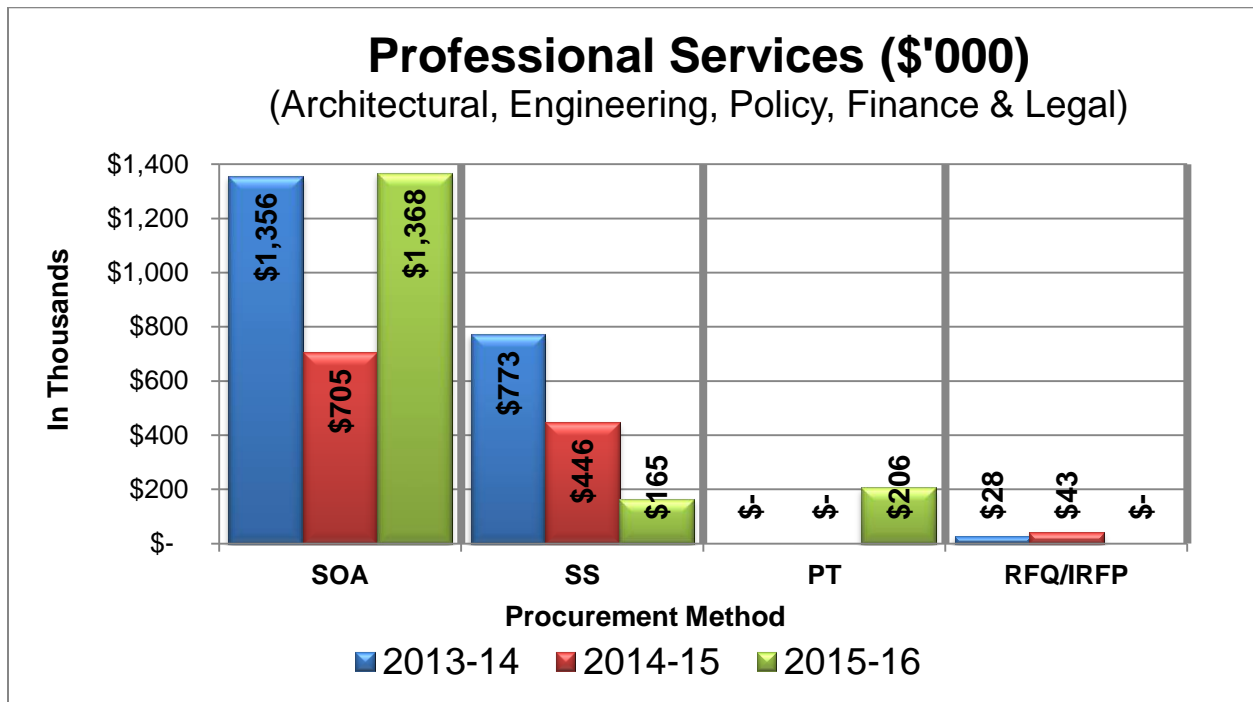
SUMMARY OF SECTION B—O&M EXPENDITURES

Professional Services

This section provides information on service contracts. The contracts are primarily for professional services such architectural, engineering, financial and legal services.

CONTRACT TYPE	AMOUNT	PERCENTAGE
Standing Offer Agreement	\$1,367,912	79%
Public Tender	206,338	12%
Sole Source	\$164,532	9%
Request for Quote	\$0	0%
Sole Vendor	0	0%
Invitational	0	0%
Negotiated Contract	0	0%
Total	\$1,738,782	100%

NNI STATUS	AMOUNT	PERCENTAGE
NTI/Inuit	95,094	6%
NNI	\$23,982	1%
LOCAL	0	0%
OTHER	\$1,619,706	93%
Total	\$1,738,782	100%

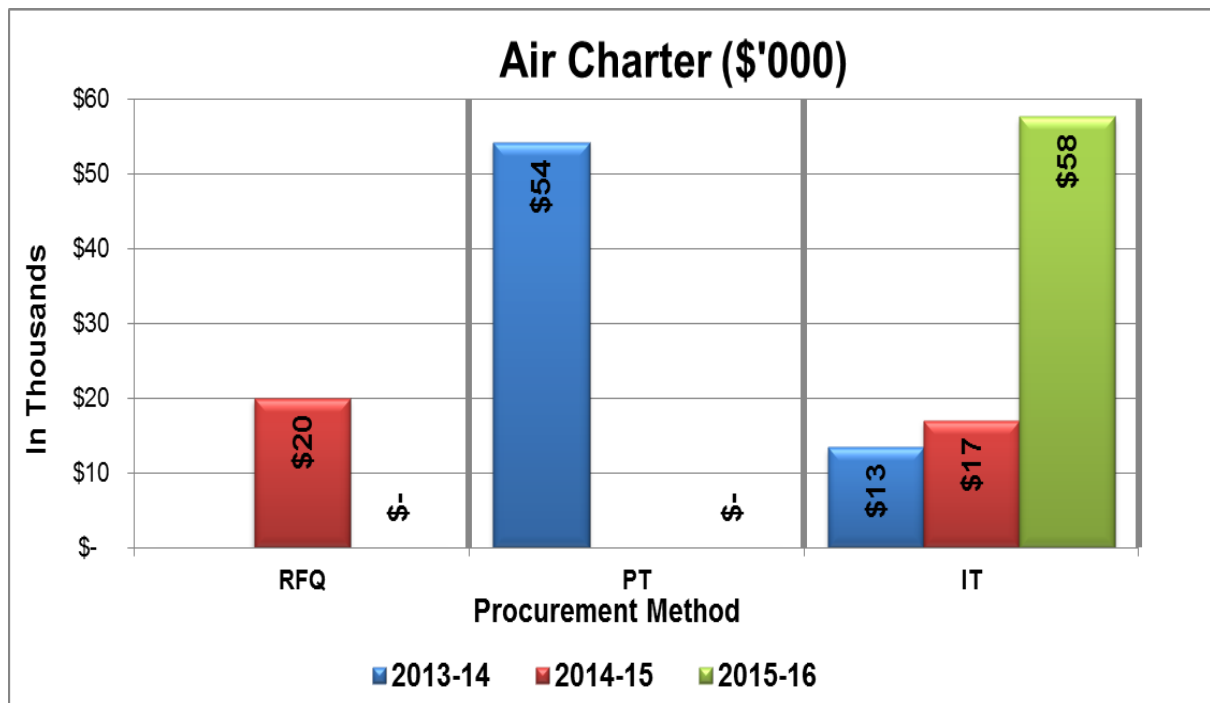


Air Charters

This section provides information on air charters procured during the fiscal year.

CONTRACT TYPE	AMOUNT	PERCENTAGE
Invitational	\$57,607	100%
Sole Source	0	0%
Sole Vendor	0	0%
Public Tender	0	0%
Request for Quote	0	0%
Negotiated Contract	0	0%
Standing Offer Agreement	0	0%
Total	\$57,607	100%

NNI STATUS	AMOUNT	PERCENTAGE
NTI/Inuit	\$57,607	100%
NNI	0	0%
LOCAL	0	0%
OTHER	0	0%
Total	\$57,607	100%

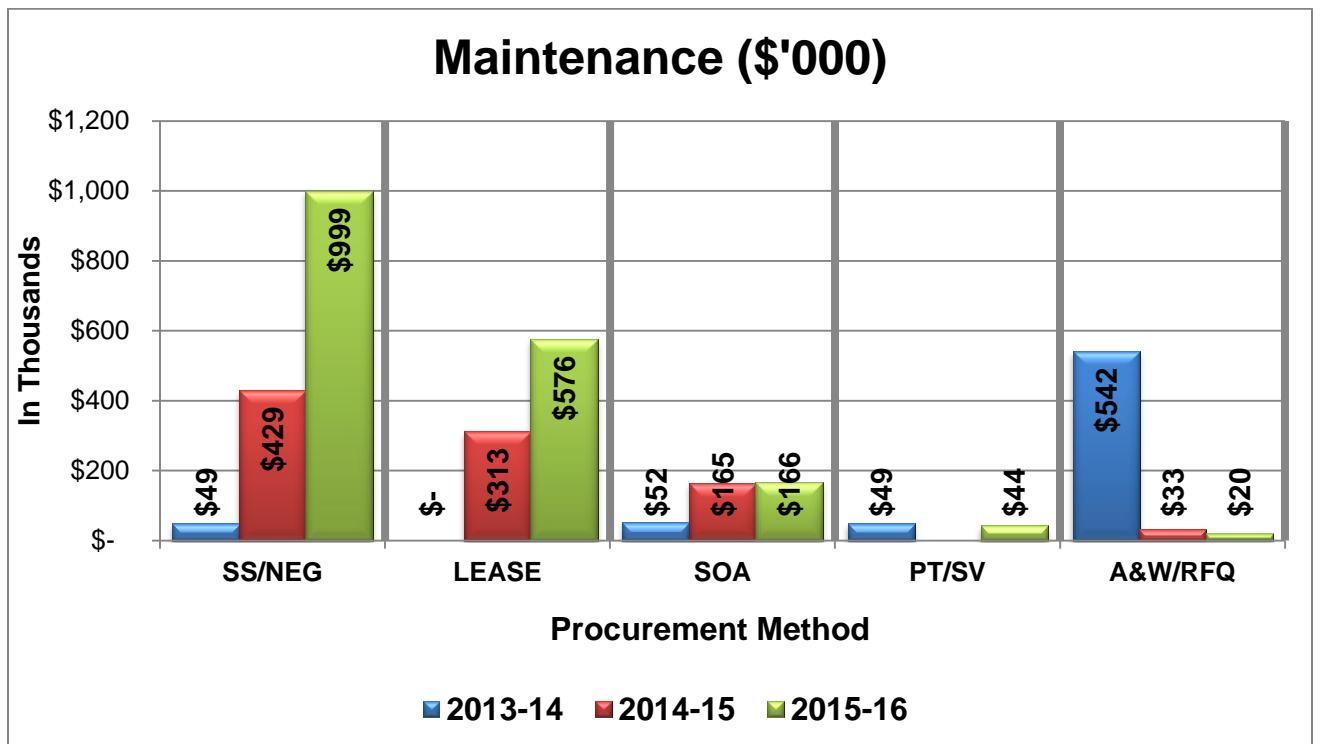


Maintenance Expenses

Refers to both preventative and demand maintenance services for staff housing, public housing and corporate offices not provided by Local Housing Organizations (LHOs).

CONTRACT TYPE	AMOUNT	PERCENTAGE
Sole Source	\$998,584	56%
Lease Agreements	\$576,432	32%
Standing Offer Agreement	\$165,875	9%
Public Tender	\$22,315	1%
Sole Vendor	\$21,199	1%
As and When Contract	\$19,731	1%
Total	\$1,804,136	100%

NNI STATUS	AMOUNT	PERCENTAGE
NTI/Inuit	\$305,769	17%
NNI	\$1,418,844	79%
LOCAL	0	0%
OTHER	\$79,523	4%
Total	\$1,804,136	100%



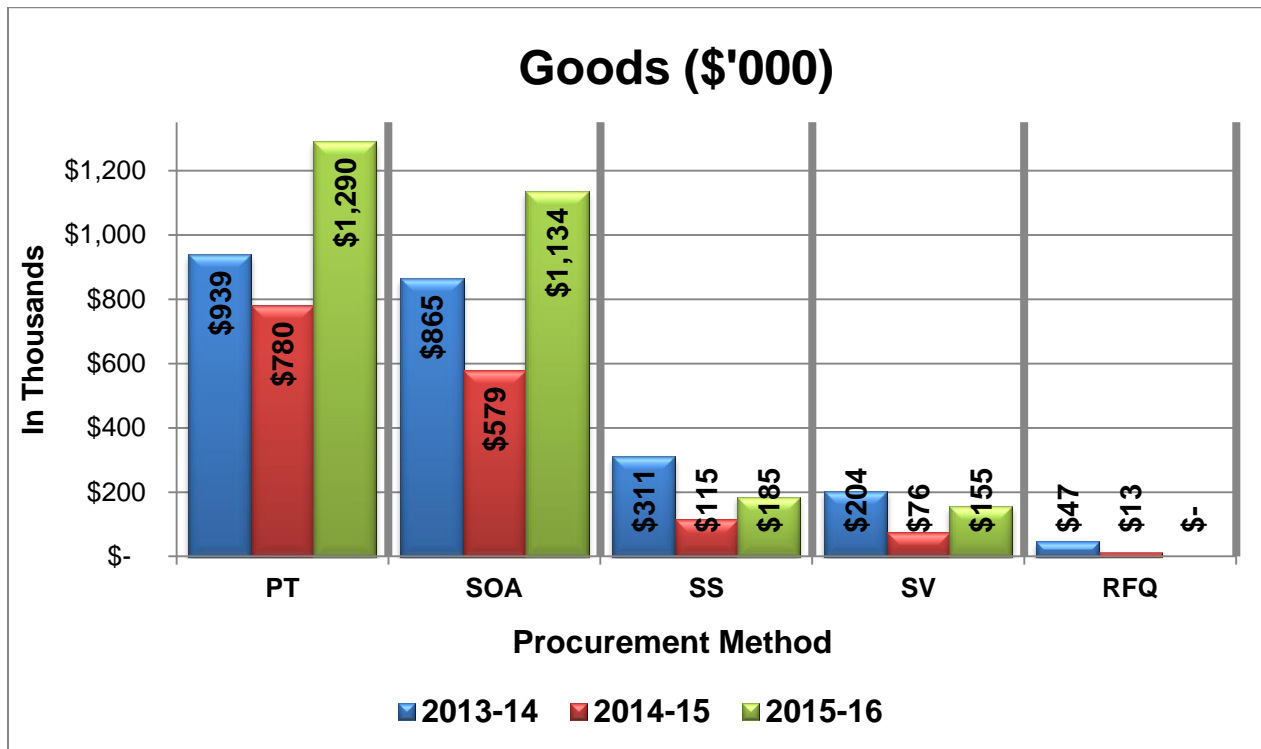
CONTRACTING REPORT: 2015 - 2016

Goods

This section provides information on purchases of other goods during the fiscal year 2015-2016. The information is drawn from NHC's operating and maintenance expenses and excludes consulting, architectural, engineering contracts & legal fees, air charters, maintenance and leasing expenses.

CONTRACT TYPE	AMOUNT	PERCENTAGE
Public Tender	\$1,289,788	47%
Standing Offer Agreement	\$1,134,444	41%
Sole Source	\$184,730	7%
Sole Vendor	\$155,406	5%
Total	\$2,764,358	100%

NNI STATUS	AMOUNT	PERCENTAGE
NTI/Inuit	\$136,911	5%
NNI	\$623,527	23%
LOCAL	0	0%
OTHER	\$2,003,920	72%
Total	\$2,764,358	100%



CONTRACTING REPORT: 2015 - 2016

Leases

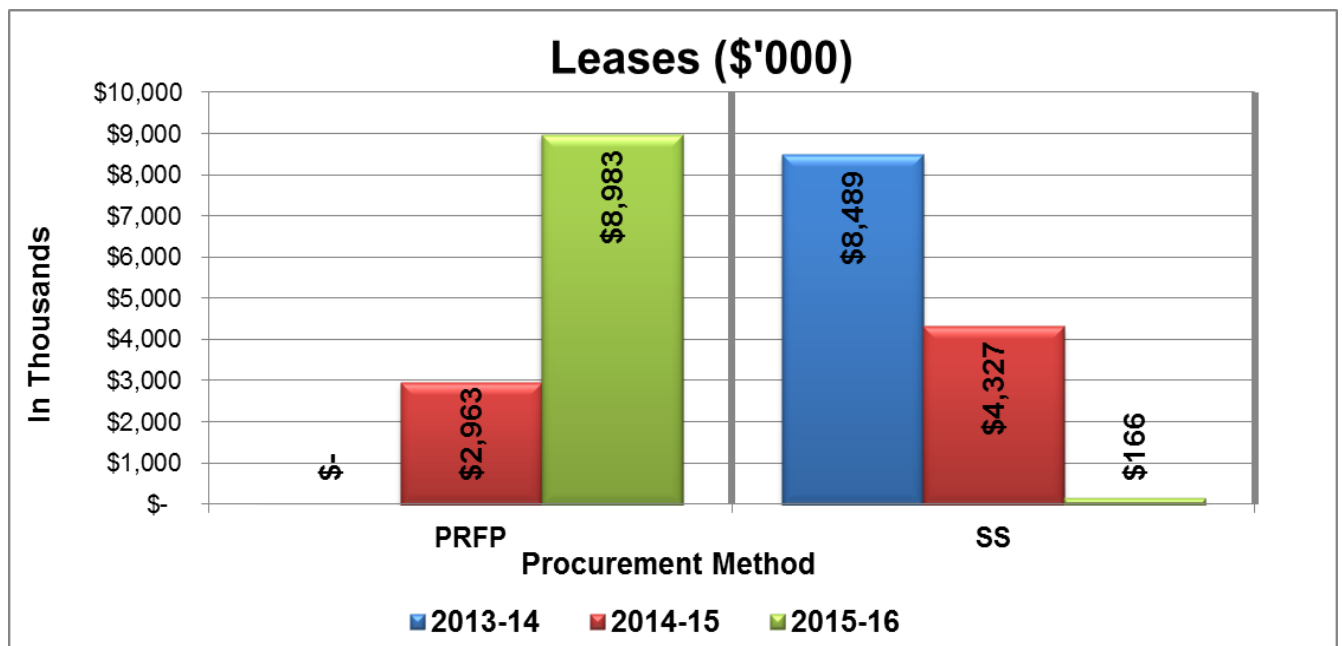
This section provides information on new public and staff housing leases entered into or renewed during the fiscal year 2015-2016.

In 2015-2016, new leases were primarily procured through Public Request for Proposals (PRFP). Where possible, NHC opted to renew the majority of leases under the same vendors, as the units were already occupied by NHC public housing or staff housing tenants, and failing to renew the leases would cause significant disruption to operations.

Leases acquired through sole source procurements are in respect of units acquired on behalf of departments of the Government of Nunavut under a Memorandum of Understanding (MOUs). All new and all renewed leases are for durations of between one and five years.

CONTRACT TYPE	AMOUNT	PERCENTAGE
Public Request for Proposal	\$8,983,428	98%
Sole Source	\$166,428	2%
Total	\$9,149,856	100%

NNI STATUS	AMOUNT	PERCENTAGE
NTI/Inuit	\$774,624	8%
NNI	\$1,197,000	13%
LOCAL	0	0%
OTHER	\$7,178,232	79%
Total	\$9,149,856	100%

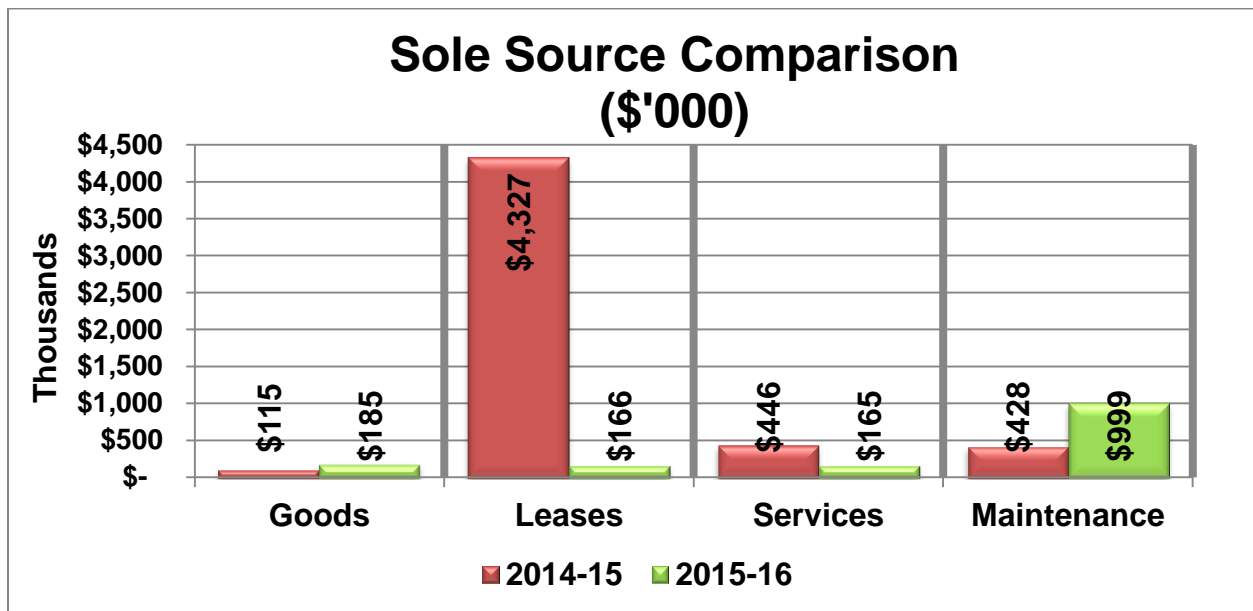


Sole Source Comparison

Sole Source contracting practices are monitored closely. NHC believes it is able to get the best value for money through competitive bidding processes. However, there are limited instances where the GN's contracting procedures permit awarding contracts without competition. Listed below are the acceptable conditions for awarding contracts without competition:

1. The goods, services or construction are urgently required and delay would be injurious to the public interest
2. Only one party is available and capable of performing the contract
3. The contract is an architectural or engineering contract that will not exceed \$25,000 in value or is any other type of contract that will not exceed \$5,000 in value.

2014-15 & 2015-16 Comparison



Goods: Management continues to identify procurements that could be procured through a competitive process. Most of the sole source purchases were in advertising, office and computer supplies and insurance for the Commissioner's residence.

Leases: There has been considerable reduction in sole sources due to the issuance of a public request for proposal during 2015-16. Also, the NHC exercised renewal options for leases that had been initially procured through public tenders.

Services: The decrease is due the issuance of Standing Offer Public Requests for Proposal in 2015-16. Legal, policy and financial services which had been procured through sole source now have Standing Offer Agreements in place.

Maintenance: 80% (\$795,000) of sole source procurements in this category are for long standing staff housing management services contract in Rankin Inlet. Management will be looking at issuing a public request for proposal/tender for these services.

Terms

Goods: In this report, “Goods” means contracts for the purchased goods that are primarily entered into by Nunavut Housing Corporation using a purchase order.

Invitational Tender: are those tenders for which tender documents are sent only to contractors or suppliers specifically selected to submit tenders.

Public Tender: are those tenders which are publicly advertised.

Sole Source: is best defined by setting out the criteria. The Government of Nunavut contract regulations, under the Financial Administration Act, allow sole sourcing of contracts where a contract authority believes, on reasonable grounds, that one of the following is applicable:

- a) The goods, services, or construction are urgently required and delay would be injurious to the public interest; or
- b) Only one party is available and capable of performing the contract; or
- c) The contract is an architectural or engineering contract that will not exceed \$25,000; or
- d) Or any other type of contract that will not exceed \$5,000 in value.

Request for Proposal (RFP): has been defined as follows, “when the government knows what the end result should be, but not necessarily how best to achieve it; therefore the government seeks proposals on methods, ability, and price. Government can thereby negotiate the best method to achieve the best value”.

Tender: A tender may be obtained by public advertisement or private invitation. It should be noted that, generally, the value and type of contract will determine the type of tendering to be used.

CONTRACTING REPORT: 2015 - 2016

SECTION A: MAJOR CONSTRUCTION CONTRACTS - DETAILED LIST

FOR THE YEAR ENDED MARCH 31ST, 2016

METHODS OF SELECTION *		AMOUNT	PERCENTAGE
RFQ	REQUEST FOR QUOTE	\$0	0.00%
SOA	STANDING OFFER AGREEMENT	\$0	0.00%
SS	SOLE SOURCE	\$0	0.00%
PT	PUBLIC TENDER	\$20,939,438	100.00%
IT	INVITATIONAL TENDER	\$0	0.00%
IRFP	INVITATIONAL REQUEST FOR PROPOSAL	\$0	0.00%
PRFP	PUBLIC REQUEST FOR PROPOSAL	\$0	0.00%
NEG	NEGOTIATED	\$0	0.00%
LEASE	LEASE AGREEMENTS	\$0	0.00%
TOTAL		\$20,939,438	100.00%

CLASSIFICATION	AMOUNT	PERCENTAGE
NTI	\$7,280,288	35%
NNI	\$7,420,030	35%
LOCAL	\$0	0%
OTHER	\$6,239,120	30%
Total	\$20,939,438	100%

Line #	BRANCH	AWARDED TO	PROJECT TYPE	LOCATION OF WINNER	LOCATION OF CONTRACT	NTI	NNI	LOCAL	OTHER	AWARD VALUE	SELECTION METHOD	Contract Number	NTI	NNI	LOCAL	OTHER	Total
1	Kitikmeot	Kudlik Construction	5 plex	Iqaluit	Kugaaruk	YES	YES	NO	NO	\$ 2,091,929	PT	PH 2015-2016 KR 503, 001	2,091,929	-	-	-	2,091,929
2	Kitikmeot	Kudlik Construction	5 plex	Iqaluit	Kugaaruk	YES	YES	NO	NO	\$ 2,091,929	PT	PH 2015-2016 KR 503 002	2,091,929	-	-	-	2,091,929
3	Kitikmeot	Kudlik Construction	5 plex	Iqaluit	Kugaaruk	YES	YES	NO	NO	\$ 2,091,929	PT	PH 2015-2016 KR 503 003	2,091,929	-	-	-	2,091,929
4	Kivalliq	Sanaqatiit Construction Ltd.	5 plex	Iqaluit	Arviat	NO	YES	NO	NO	\$ 1,816,043	PT	PH 2015-2016 KR 503 001	-	1,816,043	-	-	1,816,043
5	Kivalliq	Sanaqatiit Construction Ltd.	5 plex	Iqaluit	Arviat	NO	YES	NO	NO	\$ 1,816,043	PT	PH 2015-2016 KR 503 002	-	1,816,043	-	-	1,816,043
6	Kivalliq	Sanaqatiit Construction Ltd.	5 plex	Iqaluit	Arviat	NO	YES	NO	NO	\$ 1,816,043	PT	PH 2015-2016 KR 503 003	-	1,816,043	-	-	1,816,043
7	Kivalliq	GC North Construction Inc.	Duplex	Iqaluit	Coral Harbour	NO	YES	NO	NO	\$ 943,600	PT	SH 2015-2016 CH 201	-	943,600	-	-	943,600
8	Kivalliq	Inukshuk Enterprises Ltd.	Duplex	Rankin Inlet	Whale Cove	YES	YES	NO	NO	\$ 1,004,500	PT	SH 2015-2016 WC 201	1,004,500	-	-	-	1,004,500
9	Qikiqtaaluk	GC North Construction Inc.	Duplex	Iqaluit	Kimmirut	No	YES	NO	NO	\$ 1,028,300	PT	SH 2015-2016 KM 201	-	1,028,300	-	-	1,028,300
10	Qikiqtaaluk	FCNQ Construction Inc.*	5 plex	Bale D'Urfe (QC)	Pond Inlet	NO	NO	NO	YES	\$ 2,079,707	PT	PH 2015-2016 PI 503 001	-	-	-	2,079,707	2,079,707
11	Qikiqtaaluk	FCNQ Construction Inc.*	5 plex	Bale D'Urfe (QC)	Pond Inlet	NO	NO	NO	YES	\$ 2,079,707	PT	PH 2015-2016 PI 503 002	-	-	-	2,079,707	2,079,707
12	Qikiqtaaluk	FCNQ Construction Inc.*	5 plex	Bale D'Urfe (QC)	Pond Inlet	NO	NO	NO	YES	\$ 2,079,707	PT	PH 2015-2016 PI 503 003	-	-	-	2,079,707	2,079,707
													7,280,288	7,420,030	-	6,239,120	20,939,438

*The FCNQ contracts were included in last year's report in error. The contract was awarded in April 2015. The 2014-15 comparative numbers have been adjusted to reflect this correction.

**SECTION B: OPERATIONS AND MAINTENANCE CONTRACTS
DETAILED LIST**

FOR THE YEAR ENDED MARCH 31ST, 2016

AIR CHARTERS

FOR THE YEAR ENDED MARCH 31ST, 2016

METHODS OF SELECTION		AMOUNT	PERCENTAGE
RFQ	REQUEST FOR QUOTE	\$0	0%
SOA	STANDING OFFER AGREEMENT	\$0	0%
SS	SOLE SOURCE	\$0	0%
PT	PUBLIC TENDER	\$0	0%
IT	INVITATIONAL TENDER	\$57,607	100%
IRFP	INVITATIONAL REQ. FOR PROPOSAL	\$0	0%
PRFP	PUBLIC REQUEST FOR PROPOSAL	\$0	0%
NEG	NEGOTIATED	\$0	0%
LEASE	LEASE AGREEMENTS	\$0	0%
TOTAL		\$57,607	100.00%

CLASSIFICATION	AMOUNT	PERCENTAGE
NTI	\$57,607	100%
NNI	\$0	0%
LOCAL	\$0	0%
OTHER	\$0	0%
Total	\$57,607	100%

Line #	BRANCH	PROJECT TYPE	AWARDED TO	LOCATION OF WINNER	LOCATION OF CONTRACT	NTI	NNI	LOCAL	OTHER	AWARD VALUE	METHOD OF SELECTION	NTI	NNI	LOCAL	OTHER	Total
1	Directorate	Charter - To Clyde River	Air Nunavut	Iqaluit, NU	Iqaluit	YES	YES	YES	NO	\$ 9,981	IT	\$ 9,981	\$ -	\$ -	\$ -	\$ 9,981
2	Directorate	Charter - Qikiqtaaluk Tour	Air Nunavut	Iqaluit, NU	Iqaluit	YES	YES	YES	NO	\$ 47,626	IT	\$ 47,626	\$ -	\$ -	\$ -	\$ 47,626
\$ 57,607											\$ 57,607	\$ -	\$ -	\$ -	\$ 57,607	

LEASES - PUBLIC HOUSING AND STAFF HOUSING
FOR THE YEAR ENDED MARCH 31ST, 2016

METHODS OF SELECTION		AMOUNT	PERCENTAGE
PRFP	PUBLIC REQUEST FOR PROPOSAL	\$8,983,428	98%
SS	SOLE SOURCE	\$166,428	2%
RFQ	REQUEST FOR QUOTE	\$0	0%
SOA	STANDING OFFER AGREEMENT	\$0	0%
PT	PUBLIC TENDER	\$0	0%
TOTAL		\$9,149,856	100%

CLASSIFICATION	AMOUNT	%
NTI	\$774,624	8%
NNI	\$1,197,000	13%
LOCAL	\$0	0%
OTHER	\$7,178,232	78%
Total	\$9,149,856	100%

Line #	BRANCH	PROJECT TYPE	LEASE NUMBER	AWARDED TO	LOCATION OF WINNER	LOCATION OF CONTRACT	NTI	NNI	LOCAL	OTHER	AWARD VALUE	SELECTION METHOD	START DATE	NTI	NNI	LOCAL	OTHER	Total
1	Qikiqtaaluk	PH Housing Lease-15/16	6-803-94-003	West Baffin Co-op Ltd.	Cape Dorset	Cape Dorset	NO	YES	YES	NO	198,000	PRFP	1-Feb-2016	-	198,000	-	-	198,000
2	Kivalliq	PH Housing Lease-15/16	5-602-94-012	Pitsuilak Co-Op Association Ltd.	Chesterfield	Chesterfield	NO	YES	YES	NO	74,400	PRFP	1-Feb-2016	-	74,400	-	-	74,400
3	Kitikmeot	PH Housing Lease-15/16	425-7001	Koomiut Cooperative Ltd.	Winnipeg	Kugaaruk	NO	NO	NO	YES	60,000	PRFP	1-Feb-2016	-	-	-	60,000	60,000
4	Qikiqtaaluk	PH Housing Lease-15/16	6-700-94-008B	Tununiq Sauniq Co-Operative Ltd	Pond Inlet	Pond Inlet	NO	YES	YES	NO	168,000	PRFP	1-Feb-2016	-	168,000	-	-	168,000
5	Qikiqtaaluk	PH Housing Lease-15/16	6-806-94-002	Tulugak Co-Op Society Ltd.	Winnipeg	Qikiqtarjuaq	NO	NO	NO	YES	100,800	PRFP	1-Feb-2016	-	-	-	100,800	100,800
6	Kivalliq	PH Housing Lease-15/16	320-506-523	IBSL	Rankin Inlet	Rankin Inlet	NO	NO	NO	YES	151,200	PRFP	1-Jun-2015	-	-	-	151,200	151,200
7	Kivalliq	SH Housing Lease-15/16	300 5051	Eskimo Point Lumber Supply	Arviat	Arviat	YES	YES	YES	NO	469,824	PRFP	1-May-2015	469,824	-	-	-	469,824
8	Kivalliq	SH Housing Lease-15/16	305-3101	Baker Lake Contracting & Supplies	Baker Lake	Baker Lake	YES	YES	YES	NO	153,600	PRFP	1-Apr-2015	153,600	-	-	-	153,600
9	Kitikmeot	SH Housing Lease-15/16	410-2015	David and Kimberley Crockatt	Cam. Bay	Cam. Bay	NO	NO	NO	YES	33,600	PRFP	1-Apr-2015	-	-	-	33,600	33,600
10	Kivalliq	SH Housing Lease-15/16	310-5053	Pitsuilak Co-Op Association Ltd.	Chesterfield	Chesterfield	NO	YES	NO	NO	33,600	PRFP	1-Feb-2016	-	33,600	-	-	33,600
11	Qikiqtaaluk	SH Housing Lease-15/16	235-001-02	Nunastar Properties Inc.	Edmonton	Iqaluit	NO	NO	NO	YES	722,977	PRFP	1-Jan-2016	-	-	-	722,977	722,977
12	Qikiqtaaluk	SH Housing Lease-15/16	235-0030	Midnight Sun Management	Iqaluit	Iqaluit	NO	NO	NO	YES	39,600	PRFP	1-Jan-2016	-	-	-	39,600	39,600
13	Qikiqtaaluk	SH Housing Lease-15/16	235-9245	Northern Property REIT	Iqaluit	Iqaluit	NO	NO	NO	YES	905,400	PRFP	1-Jun-2015	-	-	-	905,400	905,400
14	Kitikmeot	SH Housing Lease-15/16	425-2016	Koomiut Cooperative Ltd.	Winnipeg	Kugaaruk	NO	NO	NO	YES	95,327	PRFP	1-Feb-2016	-	-	-	95,327	95,327
15	Qikiqtaaluk	SH Housing Lease-15/16	255-4075	Tununiq Sauniq Co-Operative Ltd	Pond Inlet	Pond Inlet	NO	YES	YES	NO	168,000	PRFP	1-Feb-2016	-	168,000	-	-	168,000
16	Qikiqtaaluk	SH Housing Lease-15/16	205-4101	Tulugak Co-Op Society Ltd.	Winnipeg	Qikiqtarjuaq	NO	NO	NO	YES	33,600	PRFP	1-Feb-2016	-	-	-	33,600	33,600
17	Kivalliq	SH Housing Lease-15/16	320-0164	IBSL	Rankin Inlet	Rankin Inlet	NO	NO	NO	YES	43,200	PRFP	1-Oct-2015	-	-	-	43,200	43,200
18	Kitikmeot	SH Housing Lease-15/16	420-0011	Hamlet of Kugluktuk	Kugluktuk	Kugluktuk	NO	NO	NO	YES	24,000	PRFP	1-Feb-2016	-	-	-	24,000	24,000
19	Qikiqtaaluk	SH Housing Lease-15/16	235-609-205	Northern Property REIT	Iqaluit	Iqaluit	NO	NO	NO	YES	30,900	SS	11-Dec-2015	-	-	-	30,900	30,900
20	Qikiqtaaluk	SH Housing Lease-15/16	235-408-003	Nunastar Properties Inc.	Edmonton	Iqaluit	NO	NO	NO	YES	29,028	SS	1-Oct-2015	-	-	-	29,028	29,028
21	Qikiqtaaluk	SH Housing Lease-15/16	235-2012-01	Northern Property REIT	Iqaluit	Iqaluit	NO	NO	NO	YES	778,200	PRFP	1-May-2014	-	-	-	778,200	778,200
22	Qikiqtaaluk	SH Housing Lease-15/16	235-4104-203	Northern Property REIT	Iqaluit	Iqaluit	NO	NO	NO	YES	34,200	SS	1-Oct-2016	-	-	-	34,200	34,200
23	Qikiqtaaluk	SH Housing Lease-15/16	235-1690	Thule Investments	Iqaluit	Iqaluit	NO	NO	NO	YES	34,500	SS	1-Jul-2015	-	-	-	34,500	34,500
24	Qikiqtaaluk	SH Housing Lease-15/16	250-2015	Rosemary & Jupee Alulujuk	Iqaluit	Pangnirtung	NO	NO	NO	YES	37,800	SS	24-Aug-2015	-	-	-	37,800	37,800

LEASES - PUBLIC HOUSING AND STAFF HOUSING (Continued from last page)
FOR THE YEAR ENDED MARCH 31ST, 2016

Line #	BRANCH	PROJECT TYPE	LEASE NUMBER	AWARDED TO	LOCATION OF WINNER	LOCATION OF CONTRACT	NTI	NNI	LOCAL	OTHER	AWARD VALUE	SELECTION METHOD	START DATE	NTI	NNI	LOCAL	OTHER	Total
25	Qikiqtaaluk	PH Housing Lease-14/15	6-703-94-001	Northern Property REIT	Iqaluit	Arctic Bay	NO	NO	NO	YES	84,600	PRFP	1-Jan-2015	-	-	-	84,600	84,600
26	Qikiqtaaluk	PH Housing Lease-14/15	6-804-94-007	Northern Property REIT	Iqaluit	Pangnirtung	NO	NO	NO	YES	169,200	PRFP	1-Jan-2015	-	-	-	169,200	169,200
27	Qikiqtaaluk	PH Housing Lease-14/15	6-700-94-008	Northern Property REIT	Iqaluit	Pond Inlet	NO	NO	NO	YES	129,000	PRFP	1-Jan-2015	-	-	-	129,000	129,000
28	Qikiqtaaluk	PH Housing Lease-14/15	6-801-94-026	Northern Property REIT	Iqaluit	Kimmirut	NO	NO	NO	YES	56,400	PRFP	1-Jan-2015	-	-	-	56,400	56,400
29	Qikiqtaaluk	PH Housing Lease-14/15	6-701-94-004	Northern Property REIT	Iqaluit	Clyde River	NO	NO	NO	YES	112,800	PRFP	1-Jan-2015	-	-	-	112,800	112,800
30	Qikiqtaaluk	PH Housing Lease-14/15	6-609-94-005	Northern Property REIT	Iqaluit	Igloolik	NO	NO	NO	YES	261,600	PRFP	1-Jan-2015	-	-	-	261,600	261,600
31	Qikiqtaaluk	PH Housing Lease-14/15	6-610-94-025	Northern Property REIT	Iqaluit	Hall Beach	NO	NO	NO	YES	84,600	PRFP	1-Jan-2015	-	-	-	84,600	84,600
32	Kitikmeot	PH Housing Lease-14/15	4-504-94-021	Northern Property REIT	Iqaluit	Taloyoak	NO	NO	NO	YES	64,200	PRFP	1-Jan-2015	-	-	-	64,200	64,200
33	Qikiqtaaluk	PH Housing Lease-14/15	6-800-94-027	Northern Property REIT	Iqaluit	Iqaluit	NO	NO	NO	YES	368,400	PRFP	1-Jan-2015	-	-	-	368,400	368,400
34	Qikiqtaaluk	PH Housing Lease-14/15	6-800-93-001	Northern Property REIT	Iqaluit	Iqaluit	NO	NO	NO	YES	264,000	PRFP	1-May-2014	-	-	-	264,000	264,000
35	Qikiqtaaluk	PH Housing Lease-14/15	6-800-92-002	Northern Property REIT	Iqaluit	Iqaluit	NO	NO	NO	YES	288,000	PRFP	1-May-2014	-	-	-	288,000	288,000
36	Kitikmeot	PH Housing Lease-14/15	4-505-94-017	Enokhok Development Corp	Cam. Bay	Cam. Bay	NO	NO	NO	YES	291,600	PRFP	1-Mar-2015	-	-	-	291,600	291,600
37	Kitikmeot	PH Housing Lease-14/15	4-505-94-018	Enokhok Development Corp	Cam. Bay	Kugluktuk	NO	NO	NO	YES	194,400	PRFP	1-Mar-2015	-	-	-	194,400	194,400
38	Qikiqtaaluk	PH Housing Lease-14/15	6-881-94-009	Kawtak Construction Ltd	Sanikiluaq	Sanikiluaq	NO	NO	NO	YES	108,000	PRFP	1-Jan-2015	-	-	-	108,000	108,000
39	Qikiqtaaluk	SH Housing Lease-14/15	200-4100	Northern Property REIT	Iqaluit	Arctic Bay	NO	NO	NO	YES	28,200	PRFP	1-Jan-2015	-	-	-	28,200	28,200
40	Qikiqtaaluk	SH Housing Lease-14/15	255-4105	Northern Property REIT	Iqaluit	Pond Inlet	NO	NO	NO	YES	57,000	PRFP	1-Jan-2015	-	-	-	57,000	57,000
41	Qikiqtaaluk	SH Housing Lease-14/15	240-4104	Northern Property REIT	Iqaluit	Kimmirut	NO	NO	NO	YES	56,400	PRFP	1-Jan-2015	-	-	-	56,400	56,400
42	Qikiqtaaluk	SH Housing Lease-14/15	230-4102	Northern Property REIT	Iqaluit	Igloolik	NO	NO	NO	YES	28,200	PRFP	1-Jan-2015	-	-	-	28,200	28,200
43	Qikiqtaaluk	SH Housing Lease-14/15	225-4103	Northern Property REIT	Iqaluit	Hall Beach	NO	NO	NO	YES	112,800	PRFP	1-Jan-2015	-	-	-	112,800	112,800
44	Kitikmeot	SH Housing Lease-14/15	410-6051	Northern Property REIT	Iqaluit	Cambridge Bay	NO	NO	NO	YES	883,200	PRFP	1-Jan-2015	-	-	-	883,200	883,200
45	Qikiqtaaluk	SH Housing Lease-14/15	215-4106	Northern Property REIT	Iqaluit	Clyde River	NO	NO	NO	YES	169,200	PRFP	1-Jan-2015	-	-	-	169,200	169,200
46	Qikiqtaaluk	SH Housing Lease-14/15	235-9241	Northern Property REIT	Iqaluit	Iqaluit	NO	NO	NO	YES	88,200	PRFP	1-Nov-2014	-	-	-	88,200	88,200
47	Qikiqtaaluk	SH Housing Lease-14/15	235-7004	Northern Property REIT	Iqaluit	Iqaluit	NO	NO	NO	YES	33,600	PRFP	1-May-2014	-	-	-	33,600	33,600
48	Qikiqtaaluk	SH Housing Lease-14/15	235-2719A	Northern Property REIT	Iqaluit	Iqaluit	NO	NO	NO	YES	35,700	PRFP	1-Sep-2014	-	-	-	35,700	35,700
49	Qikiqtaaluk	SH Housing Lease-14/15	430-0020	Northern Property REIT	Iqaluit	Iqaluit	NO	NO	NO	YES	18,600	PRFP	1-Aug-2014	-	-	-	18,600	18,600
50	Qikiqtaaluk	SH Housing Lease-14/15	265-4109	Kawtak Construction Ltd	Sanikiluaq	Sanikiluaq	NO	NO	NO	YES	36,000	PRFP	1-Jan-2015	-	-	-	36,000	36,000
Staff Housing Leases maked "14/15" relate to the fiscal year 2014-15. They were retroactively renewed during 2015/16.											\$9,149,856		774,624	1,197,000	-	7,178,232	9,149,856	

PROFESSIONAL SERVICES
FOR THE YEAR ENDED MARCH 31ST, 2016

METHODS OF SELECTION		AMOUNT	PERCENTAGE
SOA	STANDING OFFER AGREEMENT	\$1,367,912	79%
PT	PUBLIC TENDER	\$206,338	12%
SS	SOLE SOURCE	\$164,532	9%
RFQ	REQUEST FOR QUOTE	\$0	0%
TOTAL		\$1,738,782	100.00%

CLASSIFICATION	AMOUNT	PERCENTAGE
NTI	\$95,094	5%
NNI	\$23,982	1%
LOCAL	\$0	0%
OTHER	\$1,619,706	93%
Total	\$1,738,782	100%

Line #	BRANCH	PROJECT TYPE	AWARDED TO	LOCATION OF WINNER	LOCATION OF CONTRACT	NTI	NNI	LOCAL	OTHER	AWARD VALUE	METHOD OF SELECTION	NTI	NNI	LOCAL	OTHER	Total
1	Directorate	Architectural & Engineering	MHPM Project Managers	Ottawa, ON	Iqaluit	NO	NO	NO	YES	74,069	SOA	-	-	-	74,069	74,069
2	Directorate	Blueprint for Action Project	Outcrop Nunavut Ltd	Iqaluit, NU	Iqaluit	NO	NO	NO	YES	206,338	PT	-	-	-	206,338	206,338
3	Directorate	Board Training	Borden Ladner Gervais	Toronto, ON	Iqaluit	NO	NO	NO	YES	5,504	SOA	-	-	-	5,504	5,504
4	Qikiqtaaluk	Environmental Consulting	Bluemetric Environmental Inc.	Carp, ON	Qikiqtarjuaq	NO	NO	NO	YES	37,200	SOA	-	-	-	37,200	37,200
5	Directorate	Financial Services	D. Wilson Solutions Inc.	Burlington, ON	Various	NO	NO	NO	YES	152,562	SOA	-	-	-	152,562	152,562
6	Directorate	Financial Services	Wiwchar, Arlene	Shannonville, ON	Iqaluit	NO	NO	NO	YES	21,315	SOA	-	-	-	21,315	21,315
7	Directorate	Financial Services	R and R Consulting Services	Zouk Mikayel, LEB	Iqaluit	NO	NO	NO	YES	91,682	SOA	-	-	-	91,682	91,682
8	Directorate	Financial Services	Connor, John	Picton, ON	Iqaluit	NO	NO	NO	YES	48,250	SOA	-	-	-	48,250	48,250
9	Qikiqtaaluk	Financial Services	Connor, John	Picton, ON	Cape Dorset	NO	NO	NO	YES	16,700	SOA	-	-	-	16,700	16,700
10	Directorate	Financial Services	Avery Cooper & Company LLP	Yellowknife NT	Various	NO	NO	NO	YES	33,790	SOA	-	-	-	33,790	33,790
11	Kivalliq	Financial Services	EPR Yellowknife Accounting Pro	Yellowknife NT	Arviat	NO	NO	NO	YES	32,343	SOA	-	-	-	32,343	32,343
12	Directorate	Graphic Design Services	NUSchool Design Agency Inc.	Iqaluit, NU	Iqaluit	NO	NO	NO	YES	17,644	SOA	-	-	-	17,644	17,644
13	Directorate	Legal Services	Nelligan O'Brien Payne LLP	Ottawa, ON	Iqaluit	NO	NO	NO	YES	114,696	SOA	-	-	-	114,696	114,696
14	Directorate	Legal Services	Blake, Cassels and Graydon LLP	CALGARY, AB	Iqaluit	NO	NO	NO	YES	5,786	SS	-	-	-	5,786	5,786
15	Directorate	Legal Services	McLennan Ross LLP	Edmonton, AB	Iqaluit	NO	NO	NO	YES	11,347	SS	-	-	-	11,347	11,347
16	Directorate	Legal Services	Bird Richard	Ottawa, ON	Iqaluit	NO	NO	NO	YES	14,620	SOA	-	-	-	14,620	14,620
17	Directorate	Legal Services	Richard Brown Mediation Services	Manotik, ON	Iqaluit	NO	NO	NO	YES	5,670	SS	-	-	-	5,670	5,670
18	Qikiqtaaluk	Mould Training	Safety Express	Edmonton, AB	Various	NO	NO	NO	YES	\$ 6,922	SOA	\$ -	\$ -	\$ -	\$ 6,922	\$ 6,922
19	Kivalliq	Oil Spill Clean-Up	Dapa Enterprises	Arviat, NU	Arviat	NO	YES	YES	NO	7,138	SS	-	7,138	-	-	7,138
20	Kivalliq	Oil Spill Clean-Up	Bluemetric Environmental Inc.	Carp, ON	Baker Lake	NO	NO	NO	YES	43,323	SOA	-	-	-	43,323	43,323
21	Kivalliq	Oil Spill Clean-Up	Eskimo Point Lumber Supplies	Rankin Inlet	Rankin Inlet	NO	YES	YES	NO	10,777	SS	-	10,777	-	-	10,777
22	Kivalliq	Oil Spill Clean-Up	Inukshuk Construction Inc.	Rankin Inlet	Iqaluit	YES	YES	NO	NO	95,094	SS	95,094	-	-	-	95,094
23	Directorate	Policy Services	Eisses, Kelvin Ian	Kentville, NS	Iqaluit	NO	NO	NO	YES	48,242	SOA	-	-	-	48,242	48,242
24	Directorate	Policy Services	Golubevaite, Nora	Bechoko, NT	Iqaluit	NO	NO	NO	YES	12,250	SOA	-	-	-	12,250	12,250
25	Directorate	Technical Services	Tegir Construction Management	Verona, ON	Various	NO	NO	NO	YES	108,155	SOA	-	-	-	108,155	108,155
26	Directorate	Technical Services	Gordon, Larry	Williamstown, ON	Iqaluit	NO	NO	NO	YES	120,177	SOA	-	-	-	120,177	120,177
27	Directorate	Technical Services	Tetra Tech Eba INC.	Yellowknife NT	Iqaluit	NO	NO	NO	YES	271,601	SOA	-	-	-	271,601	271,601
28	Qikiqtaaluk	Technical Services	Stantec Architecture Ltd	Calgary, AB	Pangnirtung	NO	NO	NO	YES	83,097	SOA	-	-	-	83,097	83,097
29	Directorate	Training	Emberley Clarence	Kelligrews, NL	Cambridge Bay	NO	NO	NO	YES	28,720	SS	-	-	-	28,720	28,720
30	Directorate	Translation Services	Innirvik Support Services Ltd	Iqaluit, NU	Iqaluit	NO	YES	NO	NO	6,067	SOA	-	6,067	-	-	6,067
31	Directorate	Translation Services	Parenty Reitmeier Inc	Iqaluit, NU	Iqaluit	NO	NO	NO	YES	7,703	SOA	-	-	-	7,703	7,703
										\$1,738,782		\$95,094	\$ 23,982	\$ -	\$1,619,706	\$1,738,782

MAINTENANCE

FOR THE YEAR ENDED MARCH 31ST, 2016

METHODS OF SELECTION		AMOUNT	PERCENTAGE
SS	SOLE SOURCE	\$998,584	55%
LEASE	LEASE AGREEMENTS	\$576,432	32%
SOA	STANDING OFFER AGREEMENT	\$165,875	9%
PT	PUBLIC TENDER	\$22,315	1%
SV	SOLE VENDOR	\$21,199	1%
A&W	AS AND WHEN CONTRACT	\$19,731	1%
RFQ	REQUEST FOR QUOTE	\$0	0%
TOTAL		\$1,804,136	100%

CLASSIFICATION	AMOUNT	PERCENTAGE
NTI	\$305,769	17%
NNI	\$1,418,844	79%
LOCAL	\$0	0%
OTHER	\$79,523	4%
Total	\$1,804,136	100%

Line #	BRANCH	PROJECT TYPE	AWARDED TO	LOCATION OF WINNER	LOCATION OF CONTRACT	NTI	NNI	LOCAL	OTHER	AWARD VALUE	METHOD OF SELECTION	NTI	NNI	LOCAL	OTHER	Total
1	Directorate	Commissioner's Residence	Baffin Building Systems	Iqaluit	Iqaluit	YES	YES	YES	NO	13,200	SOA	13,200	-	-	-	13,200
2	Directorate	Lot Grading	Nunavut Excavating	Iqaluit, NU	Iqaluit	YES	YES	YES	NO	\$ 19,731	A&W	\$ 19,731	\$ -	\$ -	\$ -	\$ 19,731
3	Directorate	Office Cleaning	Southeast Nunavut Company	Iqaluit, NU	Iqaluit	NO	NO	NO	YES	22,315	PT	-	-	-	22,315	22,315
4	Directorate	Plumbing & Heating	Narwhal Plumbing & Heating	Iqaluit, NU	Iqaluit	NO	YES	YES	NO	14,925	SS	-	14,925	-	-	14,925
5	Directorate	Snow Removal	Baffin Building Systems	Iqaluit	Iqaluit	YES	YES	YES	NO	5,592	SS	5,592	-	-	-	5,592
6	Directorate	Staff Housing - Maintenance	Baffin Building Systems	Iqaluit	Iqaluit	YES	YES	YES	NO	144,647	SOA	144,647	-	-	-	144,647
7	Kivalliq	Staff Housing - Maintenance	BLCS	Baker Lake	Baker Lake	YES	YES	YES	NO	110,345	LEASE	110,345	-	-	-	110,345
8	Kivalliq	Staff Housing - Maintenance	Eskimo Point Lumber Supplies	Arviat	Various	NO	YES	NO	NO	6,446	LEASE	-	6,446	-	-	6,446
9	Kivalliq	Staff Housing - Maintenance	Eskimo Point Lumber Supplies	Arviat	Arviat	NO	YES	NO	NO	113,771	LEASE	-	113,771	-	-	113,771
10	Kivalliq	Staff Housing - Maintenance	Eskimo Point Lumber Supplies	Arviat	Rankin Inlet	NO	YES	NO	NO	119,840	LEASE	-	119,840	-	-	119,840
11	Qikiqtaaluk	Staff Housing - Maintenance	Ikpiaryuk Services Ltd.	Rankin Inlet	Arctic Bay	NO	YES	YES	NO	8,850	SS	-	8,850	-	-	8,850
12	Kivalliq	Staff Housing - Maintenance	Illnik Electric	Arviat	Arviat	NO	YES	YES	NO	7,920	SS	-	7,920	-	-	7,920
13	Qikiqtaaluk	Staff Housing - Maintenance	Kinnigait Property Management	Rankin Inlet	Cape Dorset	NO	YES	YES	NO	43,455	SS	-	43,455	-	-	43,455
14	Kivalliq	Staff Housing - Maintenance	Kissarvik Co-op	Rankin Inlet	Rankin Inlet	NO	YES	YES	NO	7,630	SS	-	7,630	-	-	7,630
15	Kitimeot	Staff Housing - Maintenance	Kitikmeot Cleaning Services	Cam. Bay	Cam. Bay	YES	YES	YES	NO	12,254	SS	12,254	-	-	-	12,254
16	Kivalliq	Staff Housing - Maintenance	Monarch Pest Control Ltd	Rankin Inlet	Repulse Bay	NO	NO	NO	YES	8,456	SS	-	-	-	8,456	8,456
17	Qikiqtaaluk	Staff Housing - Maintenance	Narwhal Plumbing	Iqaluit	Iqaluit	NO	YES	YES	NO	8,028	SOA	-	8,028	-	-	8,028
18	Directorate	Staff Housing - Maintenance	NCC Residential Properties Ltd	Iqaluit	Arviat	NO	YES	YES	NO	7,244	LEASE	-	7,244	-	-	7,244
19	Directorate	Staff Housing - Maintenance	NCC Residential Properties Ltd	Iqaluit	Various	NO	YES	YES	NO	9,113	LEASE	-	9,113	-	-	9,113
20	Directorate	Staff Housing - Maintenance	NCC Residential Properties Ltd	Iqaluit	Iqaluit	NO	YES	YES	NO	9,346	LEASE	-	9,346	-	-	9,346
21	Directorate	Staff Housing - Maintenance	NPR Limited	Iqaluit	Iqaluit	NO	YES	YES	NO	200,327	LEASE	-	200,327	-	-	200,327
22	Kivalliq	Staff Housing - Maintenance	Otis Canada Inc.	Toronto, ON	Rankin Inlet	NO	NO	NO	YES	21,199	SV	-	-	-	21,199	21,199
23	Directorate	Staff Housing - Maintenance	R&R Maintenance	Iqaluit	Iqaluit	NO	YES	YES	NO	34,732	SS	-	34,732	-	-	34,732
24	Directorate	Staff Housing - Maintenance	Southeast Nunavut Company Ltd.	Iqaluit	Iqaluit	NO	NO	NO	YES	11,175	SS	-	-	-	11,175	11,175
25	Directorate	Staff Housing - Maintenance	Squeaky Clean	Iqaluit	Iqaluit	NO	NO	NO	YES	16,378	SS	-	-	-	16,378	16,378
26	Directorate	Surveillance Systems	Deck Electric Inc.	Iqaluit, NU	Iqaluit	NO	YES	YES	NO	32,387	SS	-	32,387	-	-	32,387

MAINTENANCE (Continued from last page)

FOR THE YEAR ENDED MARCH 31ST, 2016

Line #	BRANCH	PROJECT TYPE	AWARDED TO	LOCATION OF WINNER	LOCATION OF CONTRACT	NTI	NNI	LOCAL	OTHER	AWARD VALUE	METHOD OF SELECTION	NTI	NNI	LOCAL	OTHER	Total
27	Kivalliq	Staff Housing - Agency Fee	Ikkayuqtauvik Business Services	Rankin Inlet	Rankin Inlet	NO	YES	YES	NO	136,080	SS	-	136,080	-	-	136,080
28	Kivalliq	Staff Housing - Maintenance	Ikkayuqtauvik Business Services	Rankin Inlet	Rankin Inlet	NO	YES	YES	NO	87,261	SS	-	87,261	-	-	87,261
29	Kivalliq	Staff Housing - Maintenance	Ikkayuqtauvik Business Services	Rankin Inlet	Rankin Inlet	NO	YES	YES	NO	59,189	SS	-	59,189	-	-	59,189
30	Kivalliq	Staff Housing - Maintenance	Ikkayuqtauvik Business Services	Rankin Inlet	Rankin Inlet	NO	YES	YES	NO	62,719	SS	-	62,719	-	-	62,719
31	Kivalliq	Staff Housing - Maintenance	Ikkayuqtauvik Business Services	Rankin Inlet	Rankin Inlet	NO	YES	YES	NO	32,240	SS	-	32,240	-	-	32,240
32	Kivalliq	Staff Housing - Maintenance	Ikkayuqtauvik Business Services	Rankin Inlet	Rankin Inlet	NO	YES	YES	NO	83,063	SS	-	83,063	-	-	83,063
33	Kivalliq	Staff Housing - Maintenance	Ikkayuqtauvik Business Services	Rankin Inlet	Rankin Inlet	NO	YES	YES	NO	90,707	SS	-	90,707	-	-	90,707
34	Kivalliq	Staff Housing - Maintenance	Ikkayuqtauvik Business Services	Rankin Inlet	Rankin Inlet	NO	YES	YES	NO	20,337	SS	-	20,337	-	-	20,337
35	Kivalliq	Staff Housing - Maintenance	Ikkayuqtauvik Business Services	Rankin Inlet	Rankin Inlet	NO	YES	YES	NO	48,273	SS	-	48,273	-	-	48,273
36	Kivalliq	Staff Housing - Maintenance	Ikkayuqtauvik Business Services	Rankin Inlet	Rankin Inlet	NO	YES	YES	NO	46,896	SS	-	46,896	-	-	46,896
37	Kivalliq	Staff Housing - Maintenance	Ikkayuqtauvik Business Services	Rankin Inlet	Rankin Inlet	NO	YES	YES	NO	40,528	SS	-	40,528	-	-	40,528
38	Kivalliq	Staff Housing - Maintenance	Ikkayuqtauvik Business Services	Rankin Inlet	Rankin Inlet	NO	YES	YES	NO	32,244	SS	-	32,244	-	-	32,244
39	Kivalliq	Staff Housing - Maintenance	Ikkayuqtauvik Business Services	Rankin Inlet	Rankin Inlet	NO	YES	YES	NO	55,292	SS	-	55,292	-	-	55,292
										\$1,804,136		\$ 305,769	\$1,418,844	\$ -	\$79,523	\$1,804,136

GOODS

FOR THE YEAR ENDED MARCH 31ST, 2016

METHODS OF SELECTION		AMOUNT	PERCENTAGE
PT	PUBLIC TENDER	\$1,289,778	47%
SOA	STANDING OFFER AGREEMENT	\$1,134,444	41%
SS	SOLE SOURCE	\$184,730	7%
SV	SOLE VENDOR	\$155,406	6%
RFQ	REQUEST FOR QUOTE	\$0	0%
TOTAL		\$2,764,358	100.00%

CLASSIFICATION	AMOUNT	PERCENTAGE
NTI	\$136,911	5%
NNI	\$623,527	23%
LOCAL	\$0	0%
OTHER	\$2,003,920	72%
Total	\$2,764,358	100%

Line #	BRANCH	PROJECT TYPE	AWARDED TO	LOCATION OF WINNER	LOCATION OF CONTRACT	NTI	NNI	LOCAL	OTHEI	AWARD VALUE	METHOD OF SELECTIO	NTI	NNI	LOC.	OTHER	Total
1	Directorate	Advertising	Employment Office Canada	Vancouver, BC	Various	NO	NO	NO	YES	\$ 8,566	SS	\$ -	\$ -	\$ -	\$ 8,566	\$ 8,566
2	Directorate	Advertising	Inukshuk Publishing	Yellowknife, NT	Various	NO	NO	NO	YES	\$ 5,565	SS	\$ -	\$ -	\$ -	\$ 5,565	\$ 5,565
3	Directorate	Advertising	Northern News Service	Kirkland Lake, ON	Various	NO	NO	NO	YES	\$ 12,621	SS	\$ -	\$ -	\$ -	\$ 12,621	\$ 12,621
4	Directorate	Advertising	Up Here	Yellowknife, NT	Various	NO	NO	NO	YES	\$ 11,887	SS	\$ -	\$ -	\$ -	\$ 11,887	\$ 11,887
5	Directorate	Calendars	Nu School Design Agency Inc.	Iqaluit, NU	Iqaluit	NO	NO	NO	YES	\$ 45,875	SOA	\$ -	\$ -	\$ -	\$ 45,875	\$ 45,875
6	Directorate	Commissioner's Residence	Hub International Horizon Aviva	Winnipeg, MB	Iqaluit	NO	NO	NO	YES	\$ 6,155	SS	\$ -	\$ -	\$ -	\$ 6,155	\$ 6,155
7	Directorate	Computer Hardware & Supplies	Arctic Ventures Marketplace	Iqaluit, NU	Iqaluit	NO	NO	NO	YES	\$ 12,900	SS	\$ -	\$ -	\$ -	\$ 12,900	\$ 12,900
8	Directorate	Computer Software Licensing	FreeBalance Software	Ottawa, ON	Iqaluit	NO	NO	NO	YES	\$ 14,702	SV	\$ -	\$ -	\$ -	\$ 14,702	\$ 14,702
9	Directorate	Computer Software Licensing	Konverge Digital Solutions	Toronto, ON	Iqaluit	NO	NO	NO	YES	\$ 37,500	SV	\$ -	\$ -	\$ -	\$ 37,500	\$ 37,500
10	Directorate	Computer Software Licensing	EnergyCap Canada	Toronto, ON	Iqaluit	NO	NO	NO	YES	\$ 18,055	SV	\$ -	\$ -	\$ -	\$ 18,055	\$ 18,055
11	Directorate	Computer Software Licensing	Northern Networks	Arviat, NU	Various	YES	YES	YES	NO	\$ 57,600	SV	\$ 57,600	\$ -	\$ -	\$ -	\$ 57,600
12	Directorate	Computer Software Support	Avery Cooper LLP	Yellowknife, NT	Various	NO	NO	NO	YES	\$ 18,605	SOA	\$ -	\$ -	\$ -	\$ 18,605	\$ 18,605
13	Qikiqtaaluk	LHO Workshops & Training	Huit Huit Tours Ltd	Cape Dorset	Cape Dorset	YES	YES	YES	NO	\$ 7,074	SV	\$ 7,074	\$ -	\$ -	\$ -	\$ 7,074
14	Qikiqtaaluk	LHO Workshops & Training	Huit Huit Tours Ltd	Cape Dorset	Cape Dorset	YES	YES	YES	NO	\$ 11,440	SV	\$ 11,440	\$ -	\$ -	\$ -	\$ 11,440
15	Directorate	Membership & Congress Fees	Canadian Housing Renewal Association	Ottawa, ON	Iqaluit	NO	NO	NO	YES	\$ 9,035	SV	\$ -	\$ -	\$ -	\$ 9,035	\$ 9,035
16	Directorate	Office & Computer Supplies	Northern Networks	Arviat, NU	Iqaluit	YES	YES	NO	NO	\$ 47,918	SOA	\$ 47,918	\$ -	\$ -	\$ -	\$ 47,918
17	Directorate	Office & Computer Supplies	Northern Networks	Arviat, NU	Various	YES	YES	NO	NO	\$ 12,879	SOA	\$ 12,879	\$ -	\$ -	\$ -	\$ 12,879
18	Directorate	Office Furniture	Grand and Toy	Ottawa, ON	Iqaluit	NO	NO	NO	YES	\$ 6,779	SS	\$ -	\$ -	\$ -	\$ 6,779	\$ 6,779
19	Kivalliq	Office Supplies	Eskimo Point Lumber Supplies	Arviat, NU	Arviat	NO	YES	YES	NO	\$ 37,914	SS	\$ -	\$ 37,914	\$ -	\$ -	\$ 37,914
20	Kitikmeot	Office Supplies	Kitikmeot Supplies Limited	Cam. Bay, NU	Cam. Bay	NO	YES	YES	NO	\$ 5,924	SS	\$ -	\$ 5,924	\$ -	\$ -	\$ 5,924
21	Directorate	Office Supplies	The Northwest Company	Winnipeg, MB	Various	NO	NO	NO	YES	\$ 9,278	SS	\$ -	\$ -	\$ -	\$ 9,278	\$ 9,278
22	Directorate	Office Supplies	Tittaq	Iqaluit, NU	Iqaluit	NO	YES	YES	NO	\$ 15,472	SS	\$ -	\$ 15,472	\$ -	\$ -	\$ 15,472
23	Qikiqtaaluk	Staff Housing Furniture	Arctic Ventures Marketplace	Iqaluit, NU	Iqaluit	NO	YES	NO	NO	\$ 5,198	SS	\$ -	\$ 5,198	\$ -	\$ -	\$ 5,198
24	Kivalliq	Staff Housing Furniture	Eskimo Point Lumber Supplies	Arviat, NU	Arviat	NO	YES	NO	NO	\$ 11,240	SS	\$ -	\$ 11,240	\$ -	\$ -	\$ 11,240
25	Kivalliq	Staff Housing Furniture	Ikkyuqtauvik Business	Rankin Inlet, NU	Rankin Inlet	NO	YES	YES	NO	\$ 35,231	SS	\$ -	\$ 35,231	\$ -	\$ -	\$ 35,231
26	Kitikmeot	Staff Housing Furniture	The Northwest Company	Winnipeg, MB	Various	NO	NO	NO	YES	\$ 102,148	PT	\$ -	\$ -	\$ -	\$ 102,148	\$ 102,148
27	Qikiqtaaluk	Staff Housing Furniture	The Northwest Company	Winnipeg, MB	Various	NO	NO	NO	YES	\$ 584,850	PT	\$ -	\$ -	\$ -	\$ 584,850	\$ 584,850
28	Kivalliq	Staff Housing Furniture	The Northwest Company	Winnipeg, MB	Various	NO	NO	NO	YES	\$ 602,780	PT	\$ -	\$ -	\$ -	\$ 602,780	\$ 602,780
29	Directorate	Vehicle Purchases	Arctic Consultants	Anjou, QC	Various	NO	NO	NO	YES	\$ 496,619	SOA	\$ -	\$ -	\$ -	\$ 496,619	\$ 496,619
30	Directorate	Vehicle Purchases	R.L. Hanson Construction Ltd.	Iqaluit, NU	Various	NO	YES	NO	NO	\$ 512,548	SOA	\$ -	\$ 512,548	\$ -	\$ -	\$ 512,548
										\$2,764,358		\$136,911	\$ 623,527	\$ -	\$ 2,003,920	\$ 2,764,358