



# Nunavummit Kiglisiniartiit

## *Nunavut Bureau of Statistics*



Annual Report

2024-2025

## Table of Contents

Introduction .....	3
Background.....	4
Administrative, Planning and Management Activities .....	5
<i>Statistics Act</i> .....	5
<i>Nunavummit Kiglisiniartiit Staff</i> .....	5
Data & Dissemination of Information .....	6
<i>Nunavummit Kiglisiniartiit Webpages</i> .....	6
<i>Publications</i> .....	7
<i>Statistical Tables</i> .....	8
<i>Data Requests</i> .....	8
Projects & Statistical Initiatives.....	9
<i>2025 Nunavut Food Price Survey</i> .....	9
<i>File Migration and Centralized Data Management Project</i> .....	9
<i>Web Page Management Project</i> .....	10
Territorial & Federal Liaison .....	11
<i>Data Sharing Agreement with Statistics Canada</i> .....	11
<i>Focal Point Secretariat and Committee Participation</i> .....	11
List of StatsUpdate Reports .....	13
List of Statistical Tables .....	14
Contact Us.....	19

# Introduction

The Department of Executive and Intergovernmental Affairs presents the annual report for the Nunavummit Kiglisiniartiit (Nunavut Bureau of Statistics/ “the Bureau”) for the period of April 01, 2024, to March 31, 2025.

The reporting period marked a renewed phase of activity and growth for the Bureau, following several years of limited operations due to persistent capacity constraints. A comprehensive reorganization of the division was undertaken to address these challenges, with efforts led by the newly appointed Director and a restructured team. Priority was given to re-engaging with key partners and stakeholders, updating statistical files and records, enhancing the Bureau’s online presence, and responding to data requests.

A key milestone in this revitalization was the relocation of Nunavummit Kiglisiniartiit from Pangnirtung to Iqaluit during the 2023-2024 fiscal year, as a part of a broader strategic realignment within the Department of Executive and Intergovernmental Affairs (EIA). Before the appointment of the new Director in May 2024, only one indeterminate staff member remained active. During the reporting period, the Bureau operated with a small but committed team consisting of the Director, a Senior Analyst, an Information Analyst, and a Statistical Officer.

The Focal Point Committee of Statistics Canada and the Northwest Territories Bureau of Statistics played an instrumental role in supporting the Bureau’s revitalization. Both organizations were key partners in the orientation and onboarding of the new Director and provided valuable guidance and encouragement to the new team as it worked to reestablish the Bureau’s capacity and presence.

Recruitment for the four indeterminate positions was a priority during the fiscal year in reporting. All four jobs were posted for advertisement by the end of the reporting period.

# Background

The Nunavummit Kiglisiniartiit is the central statistical agency for the Government of Nunavut. It collects, records, analyses, and distributes statistical data on Nunavut to Nunavummiut and other interested parties across Canada and internationally. The bureau makes data available to assist the Government of Nunavut (GN) in its decision-making, planning, implementation, and evaluations; information is also available to the public.

The Bureau publishes the statistical data it produces on its web pages, which are housed on the Government of Nunavut's website at: <https://www.gov.nu.ca/en/nunavut-bureau-statistics>. These datasets offer the global community valuable insights into Nunavut through comprehensive statistical reporting. Much of the data is sourced from Statistics Canada—the national statistical agency—as well as internal records from the Government of Nunavut (GN). The tabling of an annual report is a statutory requirement under the *Statistics Act*.

# Administrative, Planning and Management Activities

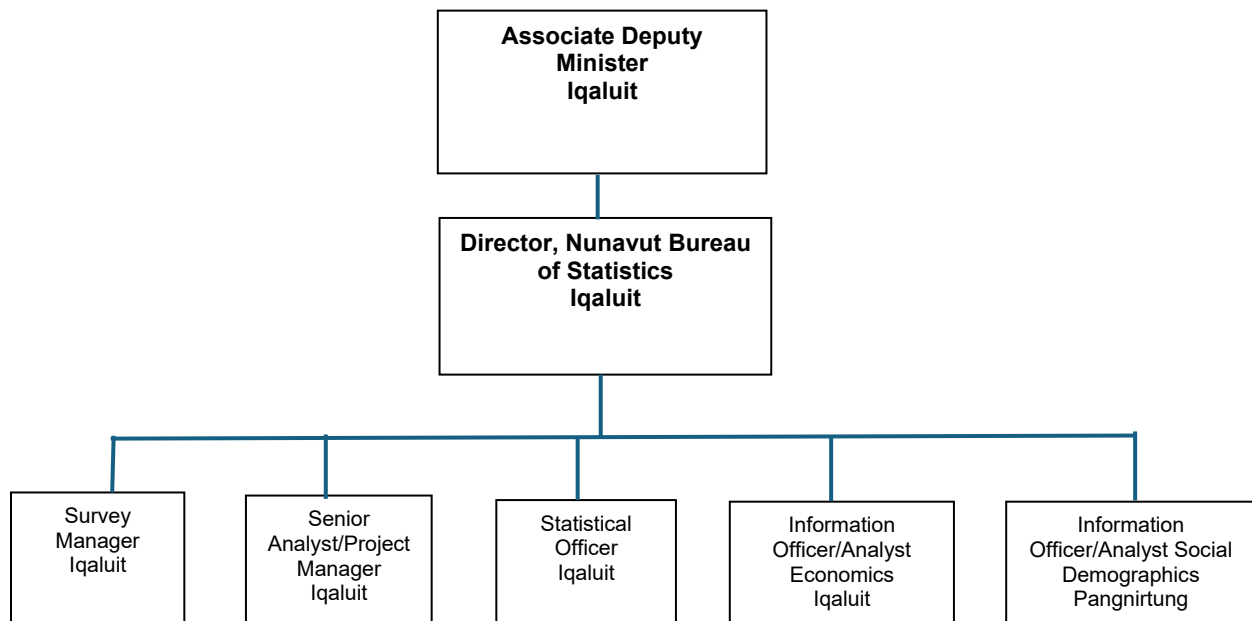
## *Statistics Act*

Nunavut's *Statistics Act* was drafted and presented to the Legislative Assembly on December 05, 2006, where it received Third Reading. The *Statistics Act* allows the Nunavummit Kiglisiniartiit to access more detailed data sets from Statistics Canada that are relevant to Nunavut.

## *Nunavummit Kiglisiniartiit Staff*

During the reporting period, the Bureau filled four of six positions through permanent and casual contracts: the Director (based in Iqaluit), the Project Manager/ Senior Analyst (casual contract- Iqaluit), the Statistical Officer (casual contract- Iqaluit), and one Information Officer/Analyst (Pangnirtung). Additionally, four positions – Project Manager/Senior Analyst, Survey Manager, Information Analyst/Officer, and Statistical Officer – were reviewed by Staffing Division and posted for competition.

### **Nunavummit Kiglisiniartiit Organizational Structure**



# Data & Dissemination of Information

The Nunavummit Kiglisiniartiit sources its statistical information from Statistics Canada - Canada's national statistical agency - along with information obtained from records within the Government of Nunavut (GN). The Bureau disseminates statistical information to GN departments, various territorial and regional organizations within Nunavut, as well as to media, consultants, researchers and other data users regularly.

## *Nunavummit Kiglisiniartiit Webpages*

The Nunavummit Kiglisiniartiit webpages are available to the public at:

<https://www.gov.nu.ca/en/nunavut-bureau-statistics>.

The webpage is updated periodically to reflect Nunavut related data received from statistical bodies and surveys conducted within the territory. Data is categorized on the webpages under the following headings: Population Data, Economic Data, Labour Force and Employment Data, Social Data, Census Data, and Survey Archives. This includes several tables of detailed and organized statistics under each data classification.

Webpage updates increased significantly during the reporting period, following more than a year of minimal activity caused by ongoing capacity limitations. Approximately **eighty-five percent (85%)** of the data presented on the Bureau's webpages was updated to reflect the most current available information. Before these updates, the most current data on the webpages was for the 2017 – 2019 periods. ***More information about this can be found in the Projects and Statistical Initiatives -Web Page Management section of this annual report.***

# Publications

The Nunavummit Kiglisiniartiit's statistical publication, StatsUpdate, is produced on a monthly, quarterly and annual basis. StatsUpdates provide relevant statistical information about Nunavut, which is distributed to GN departments, various territorial and regional organizations within Nunavut and is also shared on the Bureau's web pages.

Monthly releases of this publication include: the Consumer Price Index (CPI), Retail and Trade, Payroll Employment Earnings and Hours, Employment Insurance, and Labour Force Survey. Along with data provided about the territory, some datasets include more detailed information for Iqaluit (CPI for example). The quarterly StatsUpdate provides population estimates for Nunavut and all the provinces and territories in Canada.

The annual release includes data (when available) for gross domestic product (GDP), labour force statistics, the Nunavut Food Price Survey, national crime rates, population estimates, and birth and death rates. Census of Canada data, collected every five years, and addresses language, Indigenous people, education, labour and income, housing and family structure, is also disseminated through the StatsUpdate publication.

**A comprehensive list of StatsUpdate publications can be found in the Appendices section of this annual report.**



## Background

- For December 2024 to February 2025, the average number of people employed in Nunavut was estimated at **15,500**, a **decrease** by **300** persons from same period last year.
- Also on average for December 2024 to February 2025, the employment rate was **53.6%**, a **decrease** of **1.6** percentage points from one year ago.

## Details

Labour Force Characteristics For People Aged 15 and Over						
	February 2025	February 2024	Feb 2024 to Feb 2025	February 2025	February 2024	Feb 2024 to Feb 2025
3 Month Moving Average <sup>1</sup>						
Labour Force						
	'000		change ('000)	%		change (% points) <sup>2</sup>
Nunavut	15.5	15.8	-0.3	58.1	60.5	-2.4
Iqaluit	10.6	10.8	-0.2	50.1	51.8	-1.7
Non-Iqaluit	4.9	5.1	-0.2	89.3	94.2	-4.9
Canada	22,236.0	21,610.5	625.5	64.8	64.9	-0.1
Employment						
	'000		change ('000)	%		change (% points) <sup>2</sup>
Nunavut	14.3	14.4	-0.1	53.6	55.1	-1.5
Iqaluit	9.5	9.5	0.0	44.9	45.5	-0.6
Non-Iqaluit	4.8	5.0	-0.2	87.3	92.3	-5.0
Canada	20,760.8	20,355.8	405.0	60.5	61.2	-0.7
Unemployment <sup>3</sup>						
	'000		change ('000)	%		change (% points) <sup>2</sup>
Nunavut	1.2	1.4	-0.2	7.8	8.9	-1.1
Iqaluit	1.1	1.3	-0.2	10.3	12.2	-1.9
Non-Iqaluit	X	X	X	X	X	X
Canada	1,475.3	1,254.7	220.6	6.6	5.8	0.8

Notes:

<sup>1</sup> To ensure that the LFS reflects current labour market conditions as accurately as possible, data are revised following each census to reflect the most recently available population estimates, geographic boundaries, and industry and occupation classifications. This standard revision process results in minor changes to recent and historical LFS data and has little impact on trends in key labour market indicators, such as employment, unemployment, and labour force participation rates.

<sup>2</sup> Three month moving average ending in February is an average of the months of December, January and February.

<sup>3</sup> Please use the unemployment estimates with caution, as they tend to have a higher variability than employment estimates.

<sup>4</sup> Percentage points are the actual numerical difference between two percentages, such as: 10%-9%=1% points.

<sup>5</sup> Cells with the letter X indicate that the estimate was suppressed for confidentiality and/or reliability reasons.

StatsUpdates Samples



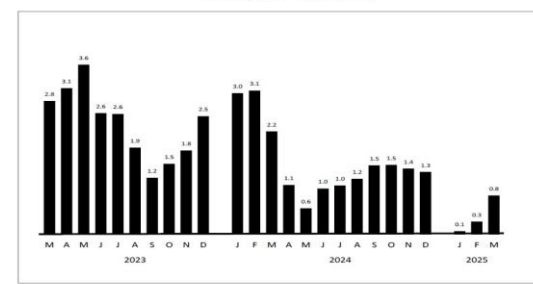
## I. Consumer Price Index (CPI), All Items

Month	CPI	Annual Inflation Rate (12 Month % Change)
Iqaluit (Dec. 2002 = 100)		
Mar-25	145.1	0.8%
Feb-25	144.7	0.3%
Mar-24	143.9	2.2%
Canada (2002 = 100)		
Mar-25	163.5	2.3%
Feb-25	163.0	2.6%
Mar-24	159.8	2.9%

In Iqaluit (Nunavut data not available), prices rose 0.8% in March 2025 compared to prices in March 2024. On a monthly basis, the prices of a basket of goods in Iqaluit increased by 0.3 between February 2025 and March 2025.

All data in this report were collected by Statistics Canada.

Iqaluit's Inflation Rate  
March 2023– March 2025



## Statistical Tables

The Bureau also produces an extensive list of statistical tables on a monthly, quarterly and annual basis. The tables reflect data for several topics, including population estimates, census results, labour force, employment trends, historical prices, community-specific data etc.

The tables present intricate data in an organized way that is easily interpreted by users. They can be downloaded in their Excel format from the Bureau's webpages.

Some of the statistical tables are organized from raw data spreadsheets received from Statistics Canada. Others are produced from primary research initiatives like the Nunavut Food Price Survey, or data received from departments across the GN.

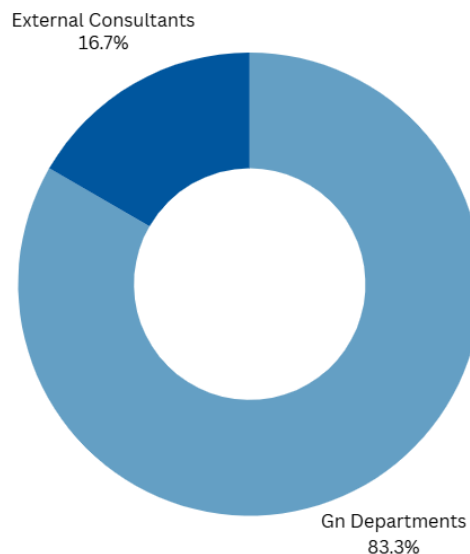
***A comprehensive list of statistical tables produced by the Bureau can be found in the Appendices section of this annual report.***

## Data Requests

The Nunavummit Kiglisiniartiit receives and fulfills data requests from internal and external stakeholders for statistical information and advises on statistical matters relating to Nunavut. Requests were received from various stakeholders, including GN departments, researchers, consultants, and territorial and regional organizations.

During the reporting period, population data and labour force data were most frequently requested. ***Eighty-three percent (83%) of the requests for data came from GN departments across the territory, while the remainder came from consultants outside of the territory.***

### **Nunavummit Kiglisiniartiit Data Requests F/Y 2024-2025**





# Projects & Statistical Initiatives

The 2024–2025 reporting period marked a significant turning point for the Bureau, with the successful launch of several key projects and statistical initiatives after years of limited activity in this area. Driven by renewed commitment, increased internal capacity, and dedication, the Bureau undertook three major projects: the 2025 Food Price Survey, the File Migration and Data Management Project, and the Web Page Management Project. These initiatives reflect strategic efforts to revitalize the Bureau's operations, modernize data handling, and enhance public accessibility to information, laying the foundation for a more responsive and resilient statistical system.

## *2025 Nunavut Food Price Survey*

The Bureau's flagship survey: the Nunavut Food Price Survey, was revived during the reporting period. The Nunavut Food Price Survey is conducted annually by the Bureau, to collect and compare food prices across the territory with those in the south (Ottawa). The last completed survey process, which produced published results, was done six (6) years ago in 2019.

The 2025 Nunavut Food Price Survey was launched in January 2025. The first phase of the survey – stakeholder communication – was completed in January when letters were sent to stores throughout the territory and major retail headquarters in Ottawa. Phase two – survey collection – was a collaborative effort with the GLOs, who partnered with the Bureau to collect food prices at all stores in all the communities. Data collection was scheduled for completion in April 2025, and the results are scheduled for release by the end of the next fiscal year.

## *File Migration and Centralized Data Management Project*

The relocation of Nunavummit Kiglisiniartiit from Pangnirtung to Iqaluit necessitated the transfer of files and databases housed in Pangnirtung. This File Migration and Data Management Project was a multi-stage approach to ensure that data integrity and stewardship were maintained per the provisions outlined in the Statistics Act and binding agreements with Statistics Canada and other key stakeholders.

During the reporting period, the division actively worked on transferring electronic files from the Y-Drive in Pangnirtung to the Y-Drive in Iqaluit. Due to network security protocols enforced by the Government of Nunavut's IT department, staff in Iqaluit were unable to directly access files on the Pangnirtung network drive. This impacted work cohesiveness and knowledge transfer significantly. To address this, Bureau staff established a collaborative SharePoint team site, which provided a shared digital workspace for real-time collaboration between staff in both locations.

The Department of Executive and Intergovernmental Affairs was in transition with respect to physical office space. A new permanent office space is scheduled for completion in 2025-2026.

In the interim, the Bureau prioritized the management of electronic files, using SharePoint and OneDrive functionality for cross-community coordination. Once a secure and suitable space becomes available, all remaining relevant physical records will be transferred to Iqaluit for centralized management.

## *Web Page Management Project*

The Bureau undertook a project to enhance its web presence, addressing significant data gaps dating back to 2019, with minimal updates made in the past three years. Although staff continued to receive routine statistical updates from Statistics Canada, ongoing capacity challenges hindered the Bureau's ability to maintain and update its web content.

To improve the relevance and currency of the information available online, efforts were initiated to recruit more staff. In previous years, the Bureau maintained its own independent website; however, during the reporting period the Bureau maintained assigned web pages on the Government of Nunavut's site. The re-establishment of an independent website will be revisited once operational stability has been fully restored.

***Project timelines and supplementary information can be found in the Appendices section of this annual report.***

# Territorial & Federal Liaison

As the central statistical agency for the Government of Nunavut, the Nunavummit Kiglisiniartiit plays a vital role in representing Nunavut's interests within Canada's national statistical system. Over the 2024–2025 reporting period, the Bureau strengthened its engagement with federal partners, reaffirmed key data-sharing agreements, and actively participated in national statistical forums. These efforts were critical to re-establishing the Bureau's presence and influence in federal-provincial-territorial statistical collaboration following a period of organizational transition.

## *Data Sharing Agreement with Statistics Canada*

The Nunavummit Kiglisiniartiit continued to uphold its data sharing agreement with Statistics Canada, which outlines protocols related to data collection, confidentiality, access, and documentation. This agreement ensures that Nunavut remains an active contributor to national statistical programs while safeguarding the privacy and interests of Nunavummiut. The agreement was successfully renewed during the reporting period, reinforcing the ongoing partnership between the two agencies.

## *Focal Point Secretariat and Committee Participation*

The Nunavummit Kiglisiniartiit maintained its participation in the Focal Point Secretariat coordinated by Statistics Canada, which serves as a central hub for accessing microdata and coordinating activities with Research Data Centres (RDCs). The Director of the Bureau attended regular meetings with designated focal points from across the country to exchange updates, share jurisdictional experiences, and discuss emerging statistical priorities.

In addition to the Secretariat, the Bureau actively participated in a range of specialized Focal Point Committees, representing Nunavut in areas such as Economic Accounts, Mineral and Business Statistics, Demography and Census, Social Statistics, Labour Statistics, and Agriculture. Through these forums, the Bureau contributed to intergovernmental discussions, helped shape national statistical strategies, and ensured that the unique statistical needs of Nunavut were acknowledged and addressed.

# Appendices

# List of StatsUpdate Reports

These are some of the statistical reports produced and published online by the Nunavummit Kiglisiniartiit:

## **Monthly Stats Updates**

- Labour Force Survey, StatsUpdate
- Consumer Price Index and Report, StatsUpdate
- Retail Trade StatsUpdate and Report
- Employment Insurance, StatsUpdate
- Payroll Employment Earnings and Hours, StatsUpdate
- Food Services and Drinking Places, StatsUpdate

## **Quarterly Stats Updates**

- Nunavut and Canada Population Estimates, StatsUpdate

## **Annual Stats Updates**

- Control of Sales of Alcoholic Beverages, StatsUpdate
- Public School Enrolments StatsUpdate
- Public School Graduates StatsUpdate
- Youth Court Statistics StatsUpdate
- Youth Correctional Court Statistics StatsUpdate
- Homicides StatsUpdate
- Police officers StatsUpdate
- Police Reported Crime Statistics StatsUpdate

# List of Statistical Tables


These are some of the statistical tables produced and published online by the Nunavummit Kiglisiniartiit:

- Annual Labour Force Tables for Nunavut table
- Iqaluit Consumer Price Index, Annual Monthly table
- Labour Force Tables for Nunavut 3MMA table
- Labour Force Tables for Iqaluit 3MMA table
- Nunavut and Canada Population Estimates
- Labour Force Tables for Iqaluit 3MMA table
- Nunavut Total Value of Retail Trade table
- Nunavut Persons Receiving Regular and Special Employment Insurance Benefits table
- Nunavut Population Estimates by Age Group, Region and Community table
- Nunavut Population Estimates by Region and Community table
- Nunavut Population Estimates by Sex and Single Years of Age table
- Nunavut Population Estimates by Sex, Age Group, Region and Community table
- Nunavut Population Estimates by Sex, Region and Community table
- Nunavut Food Price Survey table
- Nunavut Charitable Donors, annual table
- Nunavut Public School Enrolments by Community, Region and Territory table
- Nunavut Secondary School Graduates table
- Nunavut Secondary School Graduates by Community table
- Nunavut Community Health Centre Visits table
- Nunavut and Canada Homicides table
- Nunavut and Canada Number of Police Officer table
- Nunavut Youth Court Statistics table
- Nunavut Criminal Violations by Region and Community table
- Nunavut Criminal Violations by Type and Community table
- Nunavut Crime Data by Selected Offences table
- Nunavut Adult Court Statistics table
- Nunavut Senior Citizen Supplementary Benefit table
- Nunavut Social Assistance Average Monthly Caseload table
- Nunavut Social Assistance Expenditures table
- Nunavut Social Assistance Recipients table
- Nunavut Real GDP by Industry table
- Nunavut GDP Income Account table
- Nunavut GDP Expenditure Account table
- Nunavut Real GDP Expenditure Account table

## **Project Overview and Timeline: 2025 Nunavut Food Price Survey**

The **2025 Nunavut Food Price Survey** is a regional initiative led by the Nunavummit Kiglisiniartit under the department of Executive and Intergovernmental Affairs in partnership with local communities and retailers. Its objective is to collect, analyze, and publish consistent, localized data on food prices across Nunavut's 25 communities. This data will support food security policy, community-based programs, and long-term monitoring of the cost of living in the North.

### **Project Overview**

- **Project Start Date:** December 2024
- **Project Status:**  In Progress
- **Current Phase:** Pre-Collection (at end of reporting period)
- **Stakeholders:** Government Liaison Officers (GLOs), North West Company, Arctic Co-operatives Ltd, Loblaws, Food Basics, Metro, and Nunavummit Kiglisiniartit.

### **Goals and Objectives**

- **Primary Goal:** The goal of the food price survey is to gather and analyze real-time market data on staple and perishable food items to track price movements, understand regional disparities, and provide actionable insights for enhancing food security affordability and policy responsiveness.
- **Objectives:**
  - ❖ **Collect Food Price Data from all 25 communities in Nunavut and three major retailers in Ottawa.**
  - ❖ **Track Food Price Trends.**
    - Monitor how the prices of key food items change over time. We are currently focusing on yearly trends.
    - Establish a reliable baseline for food prices in all 25 communities.
    - Develop visual reports and infographics for public dissemination.
  - ❖ **Support Decision-Making & Policy Development**
    - Provide data that governments, NGOs, and international agencies can use to shape food subsidies, price controls, or social safety net programs.
  - ❖ **Market Analysis**
    - Identify and understand supply chain dynamics and identify areas with price disparities due to transportation costs, scarcity, or monopolistic practices.

## Project Timeline

Phase	Actual Start	Actual End	Status
Survey Development	Dec 2, 2024	Jan 31, 2025	<input checked="" type="checkbox"/> Completed
Field Operations	Feb 3, 2025	Mar 28, 2025	<input checked="" type="checkbox"/> Completed
Data Processing	Pending	Pending	<input type="checkbox"/> Not Started
Release of Statistical Data	Pending	Pending	<input type="checkbox"/> Not Started



## **Project Overview and Milestones: Centralized Data Management System**

**Project Start Date:** December 1, 2024

**Project Status:**  In Progress

**Current Phase:** IT department unable to open Pangnirtung ZIP file and looking for solutions.

**Project Manager:** Kwanele Ncube

**Stakeholders:** Nunavummit Kiglisiniartiit, Government of Nunavut IT department.

We are pleased to announce that the Nunavummit Kiglisiniartiit (Nunavut Bureau of Statistics) NBS has officially relocated its head office operations from Pangnirtung, NU to Iqaluit, NU as of April 1, 2024.

### **Project Overview:**

As part of this transition, we are making the necessary adjustments to our digital infrastructure:

- ***Current File Location:***

All organizational files have been stored on the Y: Drive based in Pangnirtung. However, this drive supports only community-to-community access, which presents limitations now that the head office is based in Iqaluit.

- ***Required Action:***

To ensure continued access to essential data and operational continuity, all files on the Y: Drive must be transferred to a network drive accessible from Iqaluit and Pangnirtung.

### **Phase 1 - Y: Drive**

The objective is to coordinate the transfer of all relevant files from the Y: Drive in Pangnirtung to a secure and accessible network drive for use in Iqaluit.

### **Phase 2 - SharePoint**

To enhance accessibility and collaboration across departments, we will be synchronizing all Y: Drive files with a designated SharePoint site as part of the digital transition. The objective is to improve collaboration, access controls, security, searchability, and compliance with data retention policies by centralizing content on a cloud-based platform.

## Project Milestones

Milestone	Actual Start	Actual End	Status	% Complete
Iqaluit Y: Drive Development	Dec 1, 2024	Dec 17, 2024	✓ Completed	100%
Transfer data to Iqaluit Y: Drive	Dec 18, 2024	Ongoing	🔄 In Progress	80%
Audit and categorize Data	Jan 14, 2025	Ongoing	🔄 In Progress	80%
Data Sync Y: Drive to SharePoint	Jan 27, 2025	Ongoing	🔄 In Progress	80%
SharePoint Usage Staff Training	Jan 27, 2025	Ongoing	🔄 In Progress	60%
Use of SharePoint for data Storage	Jan 27, 2025	Ongoing	♻️ Continuous Process	100%



# Contact Us



867-975-6000



[statsbureau@gov.nu.ca](mailto:statsbureau@gov.nu.ca)



[www.gov.nu.ca/en/nunavummit-kiglisiniartiit-nunavut-bureau-statistics.com](http://www.gov.nu.ca/en/nunavummit-kiglisiniartiit-nunavut-bureau-statistics.com)